



Neptun

GRP / Inox / Industry / V2

LUXIONA

EN

Index

2	Neptun offer range
21	Neptun GRP
29	Neptun Inox
39	Neptun Industry
59	Neptun LED V2
71	Our values
73	LUXIONA worldwide
73	Contact

LUXIONA





Created for demanding environments

Designed for demanding industrial applications, the Neptun range delivers high-performance lighting with exceptional durability and efficiency. Featuring robust housings, IP65/IP66 protection, and impact-resistant materials, these luminaires withstand dust, moisture, and extreme temperatures, while providing comfortable lighting for warehouses, production areas, and specialised industries.



LUXIONA's Neptun luminaires meet the key challenges of industrial lighting with outstanding performance, durability and resistance to harsh conditions. Versatile beam angles and diffusers provide flexible solutions for various needs.

Neptun luminaires offer resistance to dust and water, and superior protection against impact, ensuring resilience in demanding environments. Designed to operate across various temperatures, up to a range of -40°C to 60°C, they maintain the highest performance under extreme conditions.

The luminaire range offers diverse light distributions with focused or wide beam angles, ensuring uniform and comfortable illumination. Paired with specialised diffusers, they deliver an outstanding performance even in spaces exposed to chemicals, vapors, oils, or corrosive agents.



Highest impact resistance

IK10/IK08 protection provides high impact resistance, guaranteeing reliable operation in underground passageways, sports halls and industrial spaces where there is a risk of damage.



Highest protection against water & dust

IP66/IP65 protection safeguards luminaires from dust and strong, direct water jets, ensuring uncompromised performance in demanding industrial spaces exposed to water and dust.



Extreme temperature operating range

Neptun luminaires offer versions that operate reliably even at temperatures from -40°C to 60°C, making them ideal for industrial halls, ovens and freezers.




Highest efficiency and uncompromised durability

Neptun luminaires combine outstanding efficiency with exceptional durability, ensuring powerful and uniform illumination in industrial spaces.

With an impressive efficiency of up to 184 lm/W, they deliver bright, energy-saving lighting, reducing operational costs and lowering carbon footprint - ideal for cost-effective, sustainable operations.

Designed for longevity, Neptun luminaires offer an extended lifespan of up to 100,000 hours L80B10, surpassing the industry standard. This translates into long-term savings, fewer replacements, and less disruption to operations, offering greater reliability.

The synergy of high efficiency and extended lifespan maximises return on investment, with sustained energy savings over time. Neptun luminaires are an excellent solution for industrial lighting retrofit projects and projects aiming for environmental certifications like BREEAM or LEED. Their reduced environmental impact throughout the life cycle makes them a smart, sustainable choice for warehouses and other industrial environments.



Highest quality technologies

Drivers


Premium brand drivers ensure top-tier control quality, even in demanding environmental conditions.



High-quality certifications confirm exceeding the industry standards.



Provides consumption and lifetime feedback for SmartGrids, prepared for emergency lighting compliance (EN60598-2), and CLO readiness.



Outstanding performance with near-zero ripple, ensuring superior light quality, minimal power consumption when turned off, and excellent electrical network stability, all while maintaining a high output stability of 3%.



With a 100,000-hour lifespan, it ensures a strong return on investment and features overload and over-temperature protection for safe HOT-PLUG use.




Available in both On-Off and DALI versions, including NFC programming, with software-selectable amplitude and/or PWM control.

LED sources

Highest quality LED sources in the industry.



High-quality certifications confirm exceeding the industry standards.



Neptun combines cost-effectiveness and resistance while ensuring excellent colour stability and high colour rendering to guarantee superior quality, visual comfort and performance



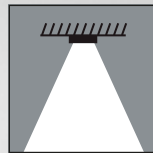
Solutions for all lighting needs

The Neptun product range is engineered to optimise industrial lighting, whether for high-rack warehouses requiring narrow beam optics or low-height spaces where uniform illumination is essential. Luminaires with lenses offering beam angles down to 26° are critical in warehouse environments, focusing light on vertical surfaces to improve visibility. In contrast, versions with wider beam angles, up to 120°, provide even and effective lighting for workstations and production areas with irregular surfaces.




narrow
 $15^\circ \div 35^\circ$

Ideal for warehouses and high storage spaces, ensuring focused illumination right where it's needed.



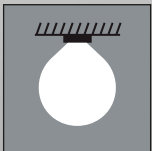
medium
 $35^\circ \div 60^\circ$

Suitable for general task lighting in workstations or assembly areas, providing balanced illumination.




flood
 $60^\circ \div 90^\circ$

Effective for broader illumination needs, such as open manufacturing spaces, ensuring uniform light distribution and reducing shadows.




wideflood
 $90^\circ \div 120^\circ$

Perfect for expansive areas, offering wide coverage that minimises the number of fixtures required.




superflood
over 120°

Designed for large-scale spaces requiring extensive and uniform lighting, providing comprehensive light coverage.



asymmetric

Tailored for specific applications like illuminating aisles, corridors, or shelving units, directing light precisely where needed.



Versatile diffusers for the best performance and protection

To meet diverse industrial needs, Neptun luminaires are available with multiple diffuser options, including SH-Ornamental tempered glass, PLX opal PMMA, PC-Frozen polycarbonate, and high-resistance PMMA for environments exposed to oil vapors and metal dust. These solutions ensure protection and efficiency while adapting to different industrial applications, including corrosive environments, high-temperature settings, and food processing industries. Neptun luminaires comply with the highest standards, providing enhanced reliability and performance.




**Optics
(PMMA lens-based system)**

The optical system uses advanced lens technology designed for high efficiency and focused, controlled illumination. The system offers different beam angles ranging from narrow to wide flood and asymmetric beams.



**SH-Ornamental
(ornamental tempered glass)**

Undergoing thermal or chemical treatments, a diffuser made from tempered glass is significantly stronger than regular glass. It's easy to clean, making it ideal for environments with strict hygiene requirements.



PMMA

Specialised polymethyl methacrylate diffuser resists degradation from oil vapors, metal dust, and other aggressive substances, ensuring optical clarity and reliability in metalworking and heavy industrial plants.




PLX (PMMA opal)

Opal polymethyl methacrylate diffuser ensures uniform light distribution with excellent diffusion properties. It reduces glare and improves visual comfort, making it perfect for workstations and production areas.



**PC-Frozen
(polycarbonate glaze)**

A frosted polycarbonate diffuser is known for its impact resistance and durability. Its textured surface diffuses light evenly while minimizing glare, providing optimal illumination in various industrial environments.



Optimal colour temperatures for industrial spaces

Neptun luminaires are available in standard versions in 3000K and 4000K colour temperatures, providing the ideal light for a variety of settings and tasks in industrial spaces. 3000K offers a warmer, comfortable light perfect for areas where colour representation is not crucial, and where a softer light is needed, while 4000K provides a cooler, more

focused, neutral white light ideal for high-visibility tasks and work environments. The 4000K colour temperature will be more suitable for precise tasks, where productivity and focus are crucial. Choosing the right colour temperature ensures maximum productivity and comfort in demanding spaces.

High Colour Rendering Index

With a CRI greater than 80 (available on request), Neptun luminaires deliver the most accurate colour representation, helping workers in industrial environments clearly distinguish between colours and details. Proper colour rendering is critical for tasks requiring precision, enhancing safety and reducing errors, especially in quality control, assembly lines, and maintenance work.



CRI >80



CRI >95



High temperature solutions

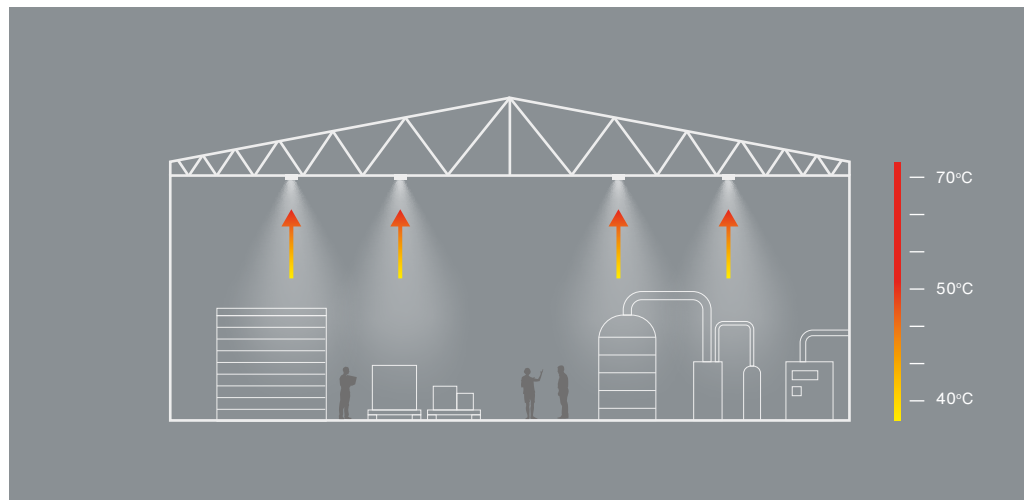


In heavy industrial environments implementing high temperature-resistant lighting solutions ensures safety, reliable performance and compliance with industry regulations.



In some industries such as steel mills, foundries, glass manufacturing plants, industrial oven and boiler rooms and power generation facilities, ambient temperatures can rise significantly, often reaching up to 60-70°C. Standard lighting fixtures with operating temperature range usually between -20°C and 40°C are not sufficient for these conditions, leading to increased maintenance costs and potential safety hazards. By selecting lighting solutions tailored to withstand high-temperature environments, industries

can enhance safety, improve operational efficiency, and reduce maintenance costs. To ensure reliable performance in high-temperature environments, luminaires should be equipped with specialised LED sources, drivers, and components designed to operate efficiently without overheating. High-quality LED drivers that can withstand elevated temperatures help prevent performance degradation and extend the lifespan of the lighting system.





Diverse installation

The Neptun range offers versatile mounting options that effortlessly adapt to diverse applications. Whether ceiling-mounted, suspended, or installed using adjustable

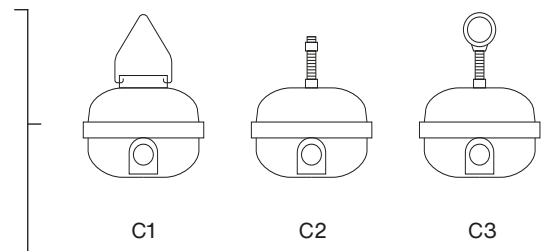
brackets, cable clips, or profile rails, these luminaires seamlessly integrate into various industrial environments, ensuring reliable performance wherever they're needed.

Neptun GRP

C1: ceiling or suspended installation using clips (hook not included).

C2: installation on a rail/profile using screws (screws not included).

C3: suspended installation using a hook (hook not included).

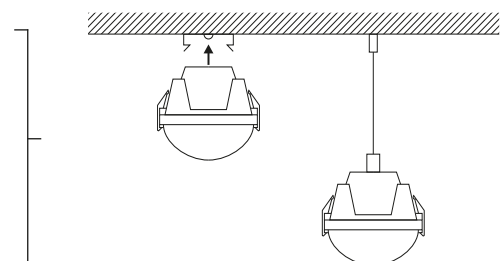


Neptun Inox

Surface or suspended installation (accessories not included).

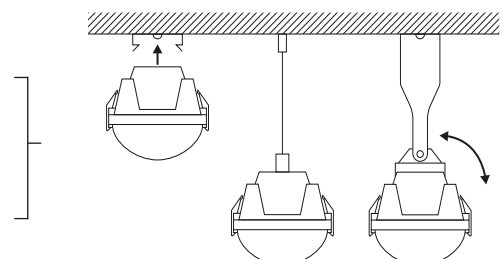
Neptun Industry LED

Surface or suspended installation (accessories not included).



Neptun LED V2

Surface or suspended installation (accessories not included), with the option for ceiling-mounted installation using an adjustable bracket (accessory not included).





Robust in every way

Neptun range goes beyond standard industrial lighting, offering specialised solutions designed to tackle the unique challenges of specific industries. From dust-prone environments and corrosive conditions to high-temperature areas and facilities with strict hygiene standards, Neptun luminaires provide reliable, efficient, and safe lighting tailored to each application.



Paper & wood manufacturing

In paper and wood processing facilities, where fine particulate matter increases fire risk, luminaires with temperature limitations and high-lumen packages compensate for potential luminance losses due to dust accumulation.

Neptun LED V2 HT
Neptun Industry LED HT50 / HT60



Corrosive ambiances

In corrosive environments, luminaires must withstand aggressive agents to prevent body degradation and LED source damage. Our chosen luminaires prove their resistance depending on the specific chemical.

Neptun Inox
Neptun LED GRP



High temperature rooms

High-temperature processing centers require lighting that minimizes overheating risks while maintaining performance. Selected Neptun luminaires offer working temperature range between -40°C to 60°C.

Neptun LED V2 HT
Neptun Industry LED HT50/ HT60



Metal industry

In metalworking facilities, where shiny surfaces can cause glare and reflections, luminaires with optimal UGR levels are essential to ensure safe and efficient operations.

Neptun LED V2
Neptun Industry LED Optics



Food industry

Food processing environments demand crack-resistant, easy-to-clean luminaires that meet stringent cleanliness requirements including HCAAP certified luminaires.

Neptun V2 (special LEDs: WHITE/ BLUE)
Neptun LED GRP
Neptun Industry (storage spaces & warehouses)
Neptun Inox


1 Neptun GRP



2 Neptun Inox



3 Neptun Industry



4 Neptun V2





1 Neptun GRP

Neptun GRP features an IK10 and IP65-rated polyester reinforced by fire-resistant glass fibre body. Its construction provides superior resistance to thermal, mechanical, and chemical stress. Recommended for food industry and to industries with high level of corrosive agents, due to its chemical resistance.



2 Neptun Inox

Neptun Inox provides the highest levels of safety, resilience and durability with its high quality inox steel construction, also available in a high-temperature version. Designed for use in demanding industries where dust, impacts and water jets are common.



3 Neptun Industry

Luminaires designed to deliver superior illumination while providing unparalleled protection against dust and water and extreme temperatures varying between -40°C to +60°C. Thanks to efficient lens-based optical systems with various light distributions they offer the right lighting conditions for a wide range of needs, from narrow, to wide light beams.



4 Neptun V2

Neptun LED V2 provides outstanding IK10 and IP66 ratings, with high temperature versions making it ideal for harsh, dusty environments and locations prone to impact or water jets. Equipped with high-performance LED sources, it offers the highest efficiency of up to 184 lm/W, ensuring precise and efficient lighting.

Neptun standard possibilities

Feature	Neptun LED V2	Neptun Inox	Neptun Industry	Neptun GRP
Drivers	ON/OFF	●	●	●
	DALI	●	●	●
Power	max [W]	99	101	131
Efficiency	[lm/W]	133 - 184	139 - 176	136 - 165
Lifetime	100.000h L80/B10	●	●	●
	90.000h L80/B10			●
Operating temperature range	[°C]	-40 ÷ 50	-40 ÷ 70	-40 ÷ 60
SDCM	SDCM 3	●	●	●
CRI	CRI>80	●	●	●
IP	IP65		●	●
	IP66	●		●
IK	IK08		●	
	IK10	●		●
Distributions	direct patterns	●	●	●
Finishing	grey	●	●	●
	inox		●	
Installation	surface	●	●	●
	suspended	●	●	●
Beam	narrow - 15° ÷ 35°			●
	flood - 60° ÷ 90°			●
	medium - 35° ÷ 60°			●
	wideflood - 90° ÷ 120°	●	●	●
	superflood - over 120°	●		●
	asymmetric			●
Diffusers	PLX			●
	PC-OPAL	●		●
	PC-Frozen	●		
	PC-T			●
	SH-ORNAMENTAL		●	
K	3000	●	●	●
	4000	●	●	●
Through wiring			●	
Lengths [mm]	600 x 72 x 58	●		
	600 x 92 x 60	●		
	1163 x 115 x 110			●
	1200 x 72 x 58	●		
	1200 x 92 x 60	●		
	1277 x 116 x 99			●
	1283 x 120 x 72		●	
	1500 x 72 x 58	●		
	1500 x 92 x 60	●		
	1563 x 115 x 110			●

Neptun

Neptun GRP

Neptun LED GRP

20

Neptun Inox

Neptun Inox LED
Neptun Inox Industry LED
Neptun Inox LED Compact

28

Neptun Industry

Neptun Industry LED
Neptun Industry LED Compact
Neptun Industry LED HT50
Neptun Industry LED HT60
Neptun Industry LED Optics
Neptun Industry LED Optics HT50
Neptun Industry LED Optics HT60

38

Neptun V2

Neptun LED V2
Neptun LED Compact V2

58





Neptun GRP

Exceptional resistance to dust, water, mechanical and chemical agents. Perfectly suited to the food industry, providing uncompromising reliability and safety.



When looking for a lighting solution for facilities requiring strict hygiene and safety standards, Neptun GRP ensures long-lasting performance in areas where moisture, dust, and chemicals are a constant challenge.



Water & dust resistance

With IP65 protection, this luminaire is fully sealed against dust and powerful water jets, ensuring reliable performance in industrial settings exposed to water, dust, and high-pressure cleaning. This feature is especially important for industries where higher standards of cleanliness are required.



Chemical resistance

In industrial settings, luminaires often encounter harsh chemicals during production processes and cleaning routines. Robust chemical resistance is crucial in the food processing industry, where luminaires must endure frequent exposure to corrosive substances and rigorous sanitation procedures to uphold safety and compliance with industry standards.


























The Neptun LED GRP luminaire is built to thrive in demanding industrial environments, offering outstanding durability and protection against impact, and chemicals. Its robust design ensures reliable performance in the harshest conditions.

Neptun GRP

The Neptun LED GRP luminaire is designed to withstand the toughest industrial environments, offering superior resistance to dust and water, impact, and chemicals. Its durable polyester housing, reinforced with fire-resistant glass fibre, provides excellent protection against dust and moisture, ensuring long-lasting performance. The securely bonded opalized PMMA diffuser enhances resistance to water and particle ingress, making it ideal for

demanding applications. Thanks to its chemical-resistant construction, it is particularly well-suited for use in food industry facilities. With an IP65 protection against dust and water and IK10 protection against impact ratings, Neptun LED GRP guarantees reliable and efficient lighting in even the most challenging conditions.

Neptun GRP Customisation

	S	A	M
Feature	Standard possibilities	Adaptations Standard versions further enhanced by:	Modifications Custom versions further enhanced by:
Information:	Technical info in web	Quick technical info	You define the requirements and limits, our engineers strive to exceed them
Samples delivery:	Extra urgent samples delivery	Fast samples delivery	
Quotation and order delivery:	Immediate quotation and quick order delivery	Standardised quotation and delivery from Europe	
Colour temperature:	 4000K	 3000K  5000K  6500K  Yellow  Yellow mono	other K
CRI:	 80	 90  95	other K
Drivers:	 DALI  ON-OFF	 24-48V 24-48V	 KNX  LON  ZIGBEE KNX LON ZIGBEE other
Finishing:	 grey	 any RAL colours	custom colours
Installation:	 surface  suspended		
Standard offer lengths [mm]:	1277 x 116 x 99		
Sensors:		 PIR  motion sensor PIR motion sensor	
Emergency:		1h-2h-3h emergency	
Cabling:	through wiring	1m cable: 3 or 5 x 0,75 with/without IP20 connector 3 or 5x 1,5 wieland/wago connectors 3/5 x 1,5 IP65 connectors	special cabling formats



Neptun GRP standard offer

4000K, 100000 L80 (1) / 147000 L70 (2) IP65

4000K	100000h L80/B10	147000h L70/B50	IP 65	CRI >80	SDCM 3
-------	--------------------	--------------------	----------	------------	-----------

Installation	Driver	Diffuser	Beam	W	Lm/W	Power supply connections and installation ²	Sales Index	Dimensions [mm]
Surface & suspended ¹	ON/OFF	PMMA opal	120	25	159	B1/C1	19.4208.1121.00	1277 x 116 x 99
						B1/C2	19.4208.1221.00	
						B1/C3	19.4208.1321.00	
						B2/C1	19.4208.1421.00	
						B2/C2	19.4208.1521.00	
						B3/C1	19.4208.1621.00	
				49	160	B3/C2	19.4208.1721.00	
						B1/C1	19.4208.2121.00	
						B1/C3	19.4208.2321.00	
						B2/C1	19.4208.2421.00	
						B3/C1	19.4208.2621.00	

¹ For suspended installation accessories not included

² B1: pre-wired power cable 1.5m

B2: pre-wired power cable 1.5m + quick connector

B3: sealed quick connector

C1: ceiling or suspended installation using clips (hook not included)

C2: installation on a rail/profile using screws (screws not included)

C3: suspended installation using a hook (hook not included)





Neptun Inox

Resilient and robust. Designed for demanding spaces where resistance and performance are non-negotiable.



Unmatched durability with robust stainless steel design. Built to thrive in extreme conditions, perfect for high-performance lighting in tough industrial environments.



Mechanical resilience

Made of austenitic stainless steel INOX A2 (AISI 304) or INOX A4 (AISI 316) on request.



Water, dust and impact resistance

IP65 high protection against jets of water and dust, IK08 protection against impact.

Neptun Inox offer represents a range of high-performance, sealed ceiling luminaires designed to meet the rigorous demands of industrial environments. These luminaires provide enhanced protection against the ingress of dust and water jets from all directions, ensuring maximum security, resistance, and durability. Constructed from austenitic stainless steel INOX A2 (AISI 304), or upon request in austenitic

stainless steel INOX A4 (AISI 316) it ensures the highest resistance to corrosion and extreme environments. With IP65 and IK08 ratings, the Neptun Inox range is perfectly suited for challenging applications. The product range includes version of luminaires with advanced high-temperature resistance, making them adaptable to various industrial requirements.





Engineered for extreme industrial conditions, the Neptun Inox range offers high-performance, sealed ceiling luminaires with superior resistance to water and dust, thanks to a robust austenitic stainless steel housing.

Neptun Inox

The Neptun Inox LED builds on the Compact version's strengths, offering enhanced lighting performance with up to 175 lm/W efficiency for powerful, energy-efficient illumination. With an IP65 rating for protection against dust and water and an IK08 impact resistance, it delivers high durability and reliability, making it ideal for industrial environments.






















Neptun Inox Compact


Neptun Inox LED Compact is a high performance luminaire designed for humid and dusty industrial premises that require durability and reliability. With a colour rendering index (CRI >80) and an efficiency of up to 169 lm/W, the Neptun Inox LED Compact guarantees optimal light quality while providing IP65 and IK08 protection levels.

Neptun Inox Industry

The Neptun Inox Industry LED is designed for extreme industrial environments, with high-temperature resistance from -40°C to 60°C. Delivering up to 176 lm/W efficiency, it ensures reliability in demanding applications. With IP65 and IK08 ratings for protection against moisture, and dust, it's perfect for tough industrial settings.

Neptun Inox Customisation

	S	A	M
Feature	Standard possibilities	Adaptations Standard versions further enhanced by:	Modifications Custom versions further enhanced by:
Information:	Technical info in web	Quick technical info	You define the requirements and limits, our engineers strive to exceed them
Samples delivery:	Extra urgent samples delivery	Fast samples delivery	
Quotation and order delivery:	Immediate quotation and quick order delivery	Standardised quotation and delivery from Europe	
Colour temperature:	 3000K  4000K	 5000K  6500K  Yellow  Yellow mono	other K
CRI:	 80	 90  95	other K
Drivers:	 DALI  ON-OFF	 24-48V	 KNX  LON  ZIGBEE other
Finishing:	 inox	 any RAL colours	custom colours
Installation:	 surface	 suspended	
Standard offer lengths [mm]:	1283 x 120 x 72		
Sensors:		 PIR PIR  motion sensor motion sensor	
Emergency:	1h-2h-3h emergency		
Cabling:	through wiring	1m cable: 3 or 5 x 0,75 with/withou IP20 connector 3 or 5x 1,5 wieland/wago connectors 3/5 x 1,5 IP65 connectors	special cabling formats



Neptun Inox standard offer

3000K, 100.000h L80 IP65

3000K	100000h L80/B10	IP 65	CRI >80	SDCM 3
-------	--------------------	----------	------------	-----------

Installation	Driver	Diffuser	Beam	W	Lm/W	Sales Index	Dimensions [mm]
Surface & suspended ¹	ON/OFF	SH-ORNAMENTAL	108	17	166	19.4328.1111.20	1283 x 120 x 72
				28	162	19.4328.2111.20	
				35	158	19.4328.3111.20	
				49	164	19.4328.4111.20	
				56	162	19.4328.5111.20	
				102	139	19.4328.6111.20	
	DALI	SH-ORNAMENTAL	108	17	166	19.4328.1113.20	1283 x 120 x 72
				28	162	19.4328.2113.20	
				35	158	19.4328.3113.20	
				49	164	19.4328.4113.20	
				56	162	19.4328.5113.20	
				102	139	19.4328.6113.20	

¹ For suspended instalation accessories not included

4000K, 100.000h L80 IP65

4000K	100000h L80/B10	IP 65	CRI >80	SDCM 3
-------	--------------------	----------	------------	-----------

Installation	Driver	Diffuser	Beam	W	Lm/W	Sales Index	Dimensions [mm]
Surface & suspended ¹	ON/OFF	SH-ORNAMENTAL	108	17	176	19.4328.1121.20	1283 x 120 x 72
				28	171	19.4328.2121.20	
				35	167	19.4328.3121.20	
				49	173	19.4328.4121.20	
				56	171	19.4328.5121.20	
				102	147	19.4328.6121.20	
	DALI	SH-ORNAMENTAL	108	17	176	19.4328.1123.20	1283 x 120 x 72
				28	171	19.4328.2123.20	
				35	167	19.4328.3123.20	
				49	173	19.4328.4123.20	
				56	171	19.4328.5123.20	
				102	147	19.4328.6123.20	

¹ For suspended instalation accessories not included

Neptun Inox Industry standard offer

3000K, 80.000h L80 IP65

3000K	80000h L80/B10	IP 65	CRI >80	SDCM 3
-------	-------------------	----------	------------	-----------

Installation	Driver	Diffuser	Beam	W	Lm/W	HT	Sales Index	Dimensions [mm]
Surface & suspended ¹	ON/OFF	SH-ORNAMENTAL	111	35	167	—	19.4368.4111.20	1283 x 120 x 72
				42	166	HT60	19.4368.3111.20	
				56	162	HT50	19.4368.2111.20	
				78	157	—	19.4368.1111.20	
	DALI	SH-ORNAMENTAL	111	42	166	HT60	19.4368.3113.20	1283 x 120 x 72
				56	162	HT50	19.4368.2113.20	
78				157	—	19.4368.1113.20		

¹ For suspended installation accessories not included

4000K, 80.000h L80 IP65

4000K	80000h L80/B10	IP 65	CRI >80	SDCM 3
-------	-------------------	----------	------------	-----------

Installation	Driver	Diffuser	Beam	W	Lm/W	HT	Sales Index	Dimensions [mm]
Surface & suspended ¹	ON/OFF	SH-ORNAMENTAL	111	35	176	—	19.4368.4121.20	1283 x 120 x 72
				42	175	HT60	19.4368.3121.20	
				56	171	HT50	19.4368.2121.20	
				78	165	—	19.4368.1121.20	
	DALI	SH-ORNAMENTAL	111	42	175	HT60	19.4368.3123.20	1283 x 120 x 72
				56	171	HT50	19.4368.2123.20	
78				165	—	19.4368.1123.20		

¹ For suspended installation accessories not included

Neptun Inox Compact standard offer

3000K, 90.000h L80 IP65

3000K	90000h L80/B10	IP 65	CRI >80	SDCM 3
-------	-------------------	----------	------------	-----------

Installation	Driver	Diffuser	Beam	W	Lm/W	Sales Index	Dimensions [mm]
Surface & suspended ¹	DALI	SH-ORNAMENTAL	108	16	163	19.4314.1113.20	1283 x 120 x 72

¹ For suspended instalation accessories not included

4000K, 90.000h L80 IP65

4000K	90000h L80/B10	IP 65	CRI >80	SDCM 3
-------	-------------------	----------	------------	-----------

Installation	Driver	Diffuser	Beam	W	Lm/W	Sales Index	Dimensions [mm]
Surface & suspended ¹	DALI	SH-ORNAMENTAL	108	16	170	19.4314.1123.20	1283 x 120 x 72

¹ For suspended instalation accessories not included

3000K, 60.000h L80 IP65

3000K	60000h L80/B10	IP 65	CRI >80	SDCM 3
-------	-------------------	----------	------------	-----------

Installation	Driver	Diffuser	Beam	W	Lm/W	Sales Index	Dimensions [mm]
Surface & suspended ¹	ON/OFF	SH-ORNAMENTAL	108	16	163	19.4314.1111.20	1283 x 120 x 72
				27	150	19.4314.2111.20	
				38	143	19.4314.3111.20	
				54	150	19.4314.4111.20	
				65	147	19.4314.5111.20	
	DALI	SH-ORNAMENTAL	108	77	143	19.4314.6111.20	1283 x 120 x 72
				27	150	19.4314.2113.20	
				38	143	19.4314.3113.20	
				54	150	19.4314.4113.20	
				65	147	19.4314.5113.20	
			77	143	19.4314.6113.20		

¹ For suspended instalation accessories not included


4000K, 60.000h L80 IP65

4000K	60000h L80/B10	IP 65	CRI >80	SDCM 3
-------	-------------------	----------	------------	-----------

Installation	Driver	Diffuser	Beam	W	Lm/W	Sales Index	Dimensions [mm]
Surface & suspended ¹	ON/OFF	SH-ORNAMENTAL	108	16	170	19.4314.1121.20	1283 x 120 x 72
				27	157	19.4314.2121.20	
				38	149	19.4314.3121.20	
				54	157	19.4314.4121.20	
				65	153	19.4314.5121.20	
	DALI	SH-ORNAMENTAL	108	77	149	19.4314.6121.20	1283 x 120 x 72
				27	157	19.4314.2123.20	
				38	149	19.4314.3123.20	
				54	157	19.4314.4123.20	
				65	153	19.4314.5123.20	
			77	149	19.4314.6123.20		

¹ For suspended instalation accessories not included





Neptun Industry

Built for extremes and versatile lighting needs. Offers high temperature versions and various light distributions.



The Neptun Industry range combines high efficiency and resilience with durability, offering a wide range of luminous packages while maintaining the high performance of the V2 offer. Designed for extreme conditions, it includes high-temperature versions.



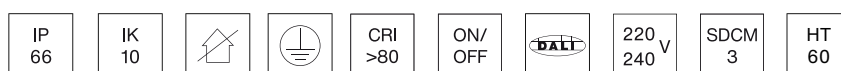
Various light distributions

In industrial settings, selecting the appropriate light distribution is crucial for optimizing visibility, safety, and operational efficiency. The Neptun Industry LED Optics series offers advanced lens technology with various beam angles to cater to specific industrial applications.



HT50 & HT60 versions

The Neptun Industry LED HT50 and HT60 series are engineered to perform reliably in demanding, high temperature conditions, ensuring consistent illumination without compromising performance. Both versions maintain high luminous efficacy and durability, providing industrial spaces with robust lighting solutions tailored to their specific thermal challenges.





The Neptun Industry offers a range of luminaires, each variant designed to meet specific requirements.

Neptun Industry LED

Luminaire features a tightly sealed polycarbonate housing with an opalescent diffuser, providing IP66 protection against dust and water ingress and IK10 impact protection. It's ideal for moist and dusty areas, ensuring efficient lighting with high luminous efficacy.

Neptun Industry LED Compact

A compact version of the Industry LED luminaire, that maintains the same robust features while offering a perfect cost/performance ratio. It ensures IP66 protection against solid body penetration and jet of water from all directions and IK10 impact resistance.

**Neptun Industry LED HT50
Neptun Industry LED HT60**

Designed for environments with extreme temperature variations, the HT50 variant operates efficiently in temperatures ranging from -40°C to +50°C, maintaining the durability and performance of the standard Neptun Industry LED version. The HT60 version is engineered to function reliably between -40°C and +60°C.






















Neptun Industry LED Optics

This variant incorporates advanced lens technology, offering a variety of light distribution options to suit specific application needs. The available beam angles include: Narrow: 15° to 35°, Medium: 35° to 60°, Flood: 60° to 90°, Wideflood: 90° to 120°, Superflood: over 120°, Asymmetric.

**Neptun Industry LED Optics HT50
Neptun Industry LED Optics HT60**

Neptun Industry LED Optics HT50 and HT60 combine the versatile light distribution of the Optics variant with high-temperature resilience. The HT50 version operates effectively in environments ranging from -40°C to +50°C. HT60 is designed to offer excellent performance in ambient temperatures ranging from -40°C to +60°C.

Neptun Industry Customisation

	S	A	M
Feature	Standard possibilities	Adaptations Standard versions further enhanced by:	Modifications Custom versions further enhanced by:
Information:	Technical info in web	Quick technical info	You define the requirements and limits, our engineers strive to exceed them
Samples delivery:	Extra urgent samples delivery	Fast samples delivery	
Quotation and order delivery:	Immediate quotation and quick order delivery	Standardised quotation and delivery from Europe	
Colour temperature:	 3000K  4000K	 5000K  6500K  Yellow  Yellow mono	other K
CRI:	 80	 90  95	other K
Drivers:	 DALI  ON-OFF	 24-48V	 KNX  LON  ZIGBEE other
Finishing:	 grey	 any RAL colours	custom colours
Installation:	 surface  suspended		
Standard offer lengths [mm]:	1163 x 115 x 110 1563 x 115 x 110		
Sensors:		 PIR  motion sensor	
Emergency:	1h-2h-3h emergency		
Cabling:	through wiring	1m cable: 3 or 5 x 0,75 with/without IP20 connector 3 or 5x 1,5 wieland/wago connectors 3/5 x 1,5 IP65 connectors	special cabling formats



Neptun Industry LED standard offer

3000K, 60.000h L80 IP66

3000K	60000h L80/B10	IP 66	CRI >80	SDCM 3
-------	-------------------	----------	------------	-----------

Installation	Driver	Diffuser	Beam	W	Lm/W	Sales Index		Dimensions [mm]
						stand alone	through wiring	
Surface & suspended ¹	ON/OFF	PC-OPAL	120	45	145	19.4329.1111.21	19.4329.1311.21	1163 x 115 x 110
				53	147	19.4329.2211.21	19.4329.2411.21	1563 x 115 x 110
				90	145	19.4329.3111.21	19.4329.3311.21	1163 x 115 x 110
				106	147	19.4329.4211.21	19.4329.4411.21	1563 x 115 x 110
				131	150	19.4329.5211.21	19.4329.5411.21	1563 x 115 x 110
	DALI	PC-OPAL	120	45	145	19.4329.1113.21	19.4329.1513.21	1163 x 115 x 110
				53	147	19.4329.2213.21	19.4329.2613.21	1563 x 115 x 110
				90	145	19.4329.3113.21	19.4329.3513.21	1163 x 115 x 110
				106	147	19.4329.4213.21	19.4329.4613.21	1563 x 115 x 110
				131	150	19.4329.5213.21	19.4329.5613.21	1563 x 115 x 110

¹ For suspended installation accessories not included

4000K, 60.000h L80 IP66

4000K	60000h L80/B10	IP 66	CRI >80	SDCM 3
-------	-------------------	----------	------------	-----------

Installation	Driver	Diffuser	Beam	W	Lm/W	Sales Index		Dimensions [mm]
						stand alone	through wiring	
Surface & suspended ¹	ON/OFF	PC-OPAL	120	45	154	19.4329.1121.21	19.4329.1321.21	1163 x 115 x 110
				53	155	19.4329.2221.21	19.4329.2421.21	1563 x 115 x 110
				90	154	19.4329.3121.21	19.4329.3321.21	1163 x 115 x 110
				106	155	19.4329.4221.21	19.4329.4421.21	1563 x 115 x 110
				131	159	19.4329.5221.21	19.4329.5421.21	1563 x 115 x 110
	DALI	PC-OPAL	120	45	154	19.4329.1123.21	19.4329.1523.21	1163 x 115 x 110
				53	155	19.4329.2223.21	19.4329.2623.21	1563 x 115 x 110
				90	154	19.4329.3123.21	19.4329.3523.21	1163 x 115 x 110
				106	155	19.4329.4223.21	19.4329.4623.21	1563 x 115 x 110
				131	159	19.4329.5223.21	19.4329.5623.21	1563 x 115 x 110

¹ For suspended installation accessories not included

Neptun Industry LED Compact standard offer

3000K, 60.000h L80 IP66

3000K	60000h L80/B10	IP 66	CRI >80	SDCM 3
-------	-------------------	----------	------------	-----------

Installation	Driver	Diffuser	Beam	W	Lm/W	Sales Index		Dimensions [mm]
						stand alone	through wiring	
Surface & suspended ¹	ON/OFF	PC-OPAL	120	75	139	19.4316.1111.21	19.4316.1311.21	1163 x 115 x 110
				94	139	19.4316.2211.21	19.4316.2411.21	1563 x 115 x 110
				108	145	19.4316.3211.21	19.4316.3411.21	1563 x 115 x 110
	DALI	PC-OPAL	120	75	139	19.4316.1113.21	19.4316.1513.21	1163 x 115 x 110
				94	139	19.4316.2213.21	19.4316.2613.21	1563 x 115 x 110
				108	145	19.4316.3213.21	19.4316.3613.21	1563 x 115 x 110

¹ For suspended installation accessories not included

4000K, 60.000h L80 IP66

4000K	60000h L80/B10	IP 66	CRI >80	SDCM 3
-------	-------------------	----------	------------	-----------

Installation	Driver	Diffuser	Beam	W	Lm/W	Sales Index		Dimensions [mm]
						stand alone	through wiring	
Surface & suspended ¹	ON/OFF	PC-OPAL	120	75	145	19.4316.1121.21	19.4316.1321.21	1163 x 115 x 110
				94	144	19.4316.2221.21	19.4316.2421.21	1563 x 115 x 110
				108	151	19.4316.3221.21	19.4316.3421.21	1563 x 115 x 110
	DALI	PC-OPAL	120	75	145	19.4316.1123.21	19.4316.1523.21	1163 x 115 x 110
				94	144	19.4316.2223.21	19.4316.2623.21	1563 x 115 x 110
				108	151	19.4316.3223.21	19.4316.3623.21	1563 x 115 x 110

¹ For suspended installation accessories not included

Neptun Industry LED HT50 standard offer

3000K, 60.000h L80 IP66 HT50

3000K	60000h L80/B10	IP 66	CRI >80	SDCM 3
-------	-------------------	----------	------------	-----------

Installation	Driver	Diffuser	Beam	W	Lm/W	Sales Index		Dimensions [mm]
						stand alone	through wiring	
Surface & suspended ¹	ON/OFF	PC-OPAL	120	35	150	19.4330.1111.21	19.4330.1311.21	1163 x 115 x 110
				44	150	19.4330.2211.21	19.4330.2411.21	1563 x 115 x 110
				70	150	19.4330.3111.21	19.4330.3311.21	1163 x 115 x 110
				87	150	19.4330.4211.21	19.4330.4411.21	1563 x 115 x 110
				104	153	19.4330.5211.21	19.4330.5411.21	1563 x 115 x 110
	DALI	PC-OPAL	120	35	150	19.4330.1113.21	19.4330.1513.21	1163 x 115 x 110
				44	150	19.4330.2213.21	19.4330.2613.21	1563 x 115 x 110
				70	150	19.4330.3113.21	19.4330.3513.21	1163 x 115 x 110
				87	150	19.4330.4213.21	19.4330.4613.21	1563 x 115 x 110
				104	153	19.4330.5213.21	19.4330.5613.21	1563 x 115 x 110

¹ For suspended installation accessories not included

4000K, 60.000h L80 IP66 HT50

4000K	60000h L80/B10	IP 66	CRI >80	SDCM 3
-------	-------------------	----------	------------	-----------

Installation	Driver	Diffuser	Beam	W	Lm/W	Sales Index		Dimensions [mm]
						stand alone	through wiring	
Surface & suspended ¹	ON/OFF	PC-OPAL	120	35	158	19.4330.1121.21	19.4330.1321.21	1163 x 115 x 110
				44	159	19.4330.2221.21	19.4330.2421.21	1563 x 115 x 110
				70	158	19.4330.3121.21	19.4330.3321.21	1163 x 115 x 110
				87	159	19.4330.4221.21	19.4330.4421.21	1563 x 115 x 110
				104	162	19.4330.5221.21	19.4330.5421.21	1563 x 115 x 110
	DALI	PC-OPAL	120	35	158	19.4330.1123.21	19.4330.1523.21	1163 x 115 x 110
				44	159	19.4330.2223.21	19.4330.2623.21	1563 x 115 x 110
				70	158	19.4330.3123.21	19.4330.3523.21	1163 x 115 x 110
				87	159	19.4330.4223.21	19.4330.4623.21	1563 x 115 x 110
				104	162	19.4330.5223.21	19.4330.5623.21	1563 x 115 x 110

¹ For suspended installation accessories not included

Neptun Industry LED HT60 standard offer

3000K, 60.000h L80 IP66 HT60

3000K	60000h L80/B10	IP 66	CRI >80	SDCM 3
-------	-------------------	----------	------------	-----------

Installation	Driver	Diffuser	Beam	W	Lm/W	Sales Index		Dimensions [mm]
						stand alone	through wiring	
Surface & suspended ¹	ON/OFF	PC-OPAL	120	28	153	19.4331.1111.21	19.4331.1311.21	1163 x 115 x 110
				35	153	19.4331.2211.21	19.4331.2411.21	1563 x 115 x 110
				56	153	19.4331.3111.21	19.4331.3311.21	1163 x 115 x 110
				70	153	19.4331.4211.21	19.4331.4411.21	1563 x 115 x 110
				78	156	19.4331.5211.21	19.4331.5411.21	1563 x 115 x 110
	DALI	PC-OPAL	120	28	153	19.4331.1113.21	19.4331.1513.21	1163 x 115 x 110
				35	153	19.4331.2213.21	19.4331.2613.21	1563 x 115 x 110
				56	153	19.4331.3113.21	19.4331.3513.21	1163 x 115 x 110
				70	153	19.4331.4213.21	19.4331.4613.21	1563 x 115 x 110
				78	156	19.4331.5213.21	19.4331.5613.21	1563 x 115 x 110

¹ For suspended installation accessories not included

4000K, 60.000h L80 IP66 HT60

4000K	60000h L80/B10	IP 66	CRI >80	SDCM 3
-------	-------------------	----------	------------	-----------

Installation	Driver	Diffuser	Beam	W	Lm/W	Sales Index		Dimensions [mm]
						stand alone	through wiring	
Surface & suspended ¹	ON/OFF	PC-OPAL	120	28	162	19.4331.1121.21	19.4331.1321.21	1163 x 115 x 110
				35	162	19.4331.2221.21	19.4331.2421.21	1563 x 115 x 110
				56	162	19.4331.3121.21	19.4331.3321.21	1163 x 115 x 110
				70	162	19.4331.4221.21	19.4331.4421.21	1563 x 115 x 110
				78	165	19.4331.5221.21	19.4331.5421.21	1563 x 115 x 110
	DALI	PC-OPAL	120	28	162	19.4331.1123.21	19.4331.1523.21	1163 x 115 x 110
				35	162	19.4331.2223.21	19.4331.2623.21	1563 x 115 x 110
				56	162	19.4331.3123.21	19.4331.3523.21	1163 x 115 x 110
				70	162	19.4331.4223.21	19.4331.4623.21	1563 x 115 x 110
				78	165	19.4331.5223.21	19.4331.5623.21	1563 x 115 x 110

¹ For suspended installation accessories not included

Neptun Industry LED Optics standard offer

3000K ON-OFF 90.000h L80 IP66

3000K	ON/ OFF	90000h L90/B10	IP 66	CRI >80	SDCM 3
-------	------------	-------------------	----------	------------	-----------

Installation	Diffuser	Beam	W	Lm/W	Sales Index		Dimensions [mm]
					stand alone	through wiring	
Surface & suspended ¹	PC-Transparent	115 OPTICS-AREA	46	156	19.4343.4111.21	19.4343.B111.21	1163 x 115 x 110
			53	154	19.4343.4211.21	19.4343.B211.21	1163 x 115 x 110
			58	156	19.4343.4511.21	19.4343.B511.21	1563 x 115 x 110
			67	154	19.4343.4611.21	19.4343.B611.21	1563 x 115 x 110
			68	148	19.4343.4311.21	19.4343.B311.21	1163 x 115 x 110
			83	143	19.4343.4411.21	19.4343.B411.21	1163 x 115 x 110
			85	148	19.4343.4711.21	19.4343.B711.21	1563 x 115 x 110
		104	143	19.4343.4811.21	19.4343.B811.21	1563 x 115 x 110	
		26 OPTICS-30	46	149	19.4343.1111.21	19.4343.8111.21	1163 x 115 x 110
			53	147	19.4343.1211.21	19.4343.8211.21	1163 x 115 x 110
			68	142	19.4343.1311.21	19.4343.8311.21	1163 x 115 x 110
			83	137	19.4343.1411.21	19.4343.8411.21	1163 x 115 x 110
		27 OPTICS-30	58	156	19.4343.1511.21	19.4343.8511.21	1563 x 115 x 110
			67	154	19.4343.1611.21	19.4343.8611.21	1563 x 115 x 110
			85	149	19.4343.1711.21	19.4343.8711.21	1563 x 115 x 110
			104	144	19.4343.1811.21	19.4343.8811.21	1563 x 115 x 110
		45 OPTICS-O	46	149	19.4343.7111.21	19.4343.E111.21	1163 x 115 x 110
			53	147	19.4343.7211.21	19.4343.E211.21	1163 x 115 x 110
			58	149	19.4343.7511.21	19.4343.E511.21	1563 x 115 x 110
			67	147	19.4343.7611.21	19.4343.E611.21	1563 x 115 x 110
			68	142	19.4343.7311.21	19.4343.E311.21	1163 x 115 x 110
			83	137	19.4343.7411.21	19.4343.E411.21	1163 x 115 x 110
			85	142	19.4343.7711.21	19.4343.E711.21	1563 x 115 x 110
		104	137	19.4343.7811.21	19.4343.E811.21	1563 x 115 x 110	
		55 OPTICS-60	46	157	19.4343.2111.21	19.4343.9111.21	1163 x 115 x 110
			53	155	19.4343.2211.21	19.4343.9211.21	1163 x 115 x 110
			58	157	19.4343.2511.21	19.4343.9511.21	1563 x 115 x 110
			67	155	19.4343.2611.21	19.4343.9611.21	1563 x 115 x 110
			68	150	19.4343.2311.21	19.4343.9311.21	1163 x 115 x 110
			83	145	19.4343.2411.21	19.4343.9411.21	1163 x 115 x 110
			85	150	19.4343.2711.21	19.4343.9711.21	1563 x 115 x 110
		104	145	19.4343.2811.21	19.4343.9811.21	1563 x 115 x 110	
		84 OPTICS-90	58	157	19.4343.3511.21	19.4343.A511.21	1563 x 115 x 110
			67	155	19.4343.3611.21	19.4343.A611.21	1563 x 115 x 110
			85	150	19.4343.3711.21	19.4343.A711.21	1563 x 115 x 110
			104	145	19.4343.3811.21	19.4343.A811.21	1563 x 115 x 110
		85 OPTICS-90	46	156	19.4343.3111.21	19.4343.A111.21	1163 x 115 x 110
			53	154	19.4343.3211.21	19.4343.A211.21	1163 x 115 x 110
			68	148	19.4343.3311.21	19.4343.A311.21	1163 x 115 x 110
			83	143	19.4343.3411.21	19.4343.A411.21	1163 x 115 x 110
		89 OPTICS D-ASY	58	153	19.4343.5511.21	19.4343.C511.21	1563 x 115 x 110
			67	151	19.4343.5611.21	19.4343.C611.21	1563 x 115 x 110
			85	146	19.4343.5711.21	19.4343.C711.21	1563 x 115 x 110
			104	141	19.4343.5811.21	19.4343.C811.21	1563 x 115 x 110
		90 OPTICS D-ASY	46	153	19.4343.5111.21	19.4343.C111.21	1163 x 115 x 110
			53	151	19.4343.5211.21	19.4343.C211.21	1163 x 115 x 110
			68	146	19.4343.5311.21	19.4343.C311.21	1163 x 115 x 110
			83	141	19.4343.5411.21	19.4343.C411.21	1163 x 115 x 110
		asymmetric OPTICS-ASY	46	153	19.4343.6111.21	19.4343.D111.21	1163 x 115 x 110
			53	151	19.4343.6211.21	19.4343.D211.21	1163 x 115 x 110
			58	153	19.4343.6511.21	19.4343.D511.21	1563 x 115 x 110
			67	151	19.4343.6611.21	19.4343.D611.21	1563 x 115 x 110
			68	146	19.4343.6311.21	19.4343.D311.21	1163 x 115 x 110
			83	141	19.4343.6411.21	19.4343.D411.21	1163 x 115 x 110
			85	145	19.4343.6711.21	19.4343.D711.21	1563 x 115 x 110
		104	140	19.4343.6811.21	19.4343.D811.21	1563 x 115 x 110	

¹ For suspended installation accessories not included

3000K DALI 90.000h L80 IP66



Installation	Diffuser	Beam	W	Lm/W	Sales Index		Dimensions [mm]
					stand alone	through wiring	
Surface & suspended ¹	PC-Transparent	115 OPTICS-AREA	46	163	19.4343.4121.21	19.4343.B121.21	1163 x 115 x 110
			53	161	19.4343.4221.21	19.4343.B221.21	1163 x 115 x 110
			58	163	19.4343.4521.21	19.4343.B521.21	1563 x 115 x 110
			67	161	19.4343.4621.21	19.4343.B621.21	1563 x 115 x 110
			68	155	19.4343.4321.21	19.4343.B321.21	1163 x 115 x 110
			83	150	19.4343.4421.21	19.4343.B421.21	1163 x 115 x 110
			85	155	19.4343.4721.21	19.4343.B721.21	1563 x 115 x 110
		104	150	19.4343.4821.21	19.4343.B821.21	1563 x 115 x 110	
		26 OPTICS-30	46	157	19.4343.1121.21	19.4343.8121.21	1163 x 115 x 110
			53	154	19.4343.1221.21	19.4343.8221.21	1163 x 115 x 110
			68	149	19.4343.1321.21	19.4343.8321.21	1163 x 115 x 110
			83	144	19.4343.1421.21	19.4343.8421.21	1163 x 115 x 110
		27 OPTICS-30	58	164	19.4343.1521.21	19.4343.8521.21	1563 x 115 x 110
			67	161	19.4343.1621.21	19.4343.8621.21	1563 x 115 x 110
			85	156	19.4343.1721.21	19.4343.8721.21	1563 x 115 x 110
			104	151	19.4343.1821.21	19.4343.8821.21	1563 x 115 x 110
		45 OPTICS-O	46	156	19.4343.7121.21	19.4343.E121.21	1163 x 115 x 110
			53	154	19.4343.7221.21	19.4343.E221.21	1163 x 115 x 110
			58	156	19.4343.7521.21	19.4343.E521.21	1563 x 115 x 110
			67	154	19.4343.7621.21	19.4343.E621.21	1563 x 115 x 110
			68	148	19.4343.7321.21	19.4343.E321.21	1163 x 115 x 110
			83	144	19.4343.7421.21	19.4343.E421.21	1163 x 115 x 110
			85	149	19.4343.7721.21	19.4343.E721.21	1563 x 115 x 110
		104	144	19.4343.7821.21	19.4343.E821.21	1563 x 115 x 110	
		55 OPTICS-60	46	165	19.4343.2121.21	19.4343.9121.21	1163 x 115 x 110
			53	163	19.4343.2221.21	19.4343.9221.21	1163 x 115 x 110
			58	165	19.4343.2521.21	19.4343.9521.21	1563 x 115 x 110
			67	162	19.4343.2621.21	19.4343.9621.21	1563 x 115 x 110
			68	157	19.4343.2321.21	19.4343.9321.21	1163 x 115 x 110
			83	152	19.4343.2421.21	19.4343.9421.21	1163 x 115 x 110
			85	157	19.4343.2721.21	19.4343.9721.21	1563 x 115 x 110
		104	152	19.4343.2821.21	19.4343.9821.21	1563 x 115 x 110	
		84 OPTICS-90	58	165	19.4343.3521.21	19.4343.A521.21	1563 x 115 x 110
			67	163	19.4343.3621.21	19.4343.A621.21	1563 x 115 x 110
			85	157	19.4343.3721.21	19.4343.A721.21	1563 x 115 x 110
			104	152	19.4343.3821.21	19.4343.A821.21	1563 x 115 x 110
		85 OPTICS-90	46	163	19.4343.3121.21	19.4343.A121.21	1163 x 115 x 110
			53	161	19.4343.3221.21	19.4343.A221.21	1163 x 115 x 110
			68	155	19.4343.3321.21	19.4343.A321.21	1163 x 115 x 110
			83	150	19.4343.3421.21	19.4343.A421.21	1163 x 115 x 110
		89 OPTICS D-ASY	58	161	19.4343.5521.21	19.4343.C521.21	1563 x 115 x 110
			67	159	19.4343.5621.21	19.4343.C621.21	1563 x 115 x 110
			85	153	19.4343.5721.21	19.4343.C721.21	1563 x 115 x 110
			104	148	19.4343.5821.21	19.4343.C821.21	1563 x 115 x 110
		90 OPTICS D-ASY	46	160	19.4343.5121.21	19.4343.C121.21	1163 x 115 x 110
			53	158	19.4343.5221.21	19.4343.C221.21	1163 x 115 x 110
			68	153	19.4343.5321.21	19.4343.C321.21	1163 x 115 x 110
			83	148	19.4343.5421.21	19.4343.C421.21	1163 x 115 x 110
asymmetric OPTICS-ASY	46	160	19.4343.6121.21	19.4343.D121.21	1163 x 115 x 110		
	53	158	19.4343.6221.21	19.4343.D221.21	1163 x 115 x 110		
	58	160	19.4343.6521.21	19.4343.D521.21	1563 x 115 x 110		
	67	158	19.4343.6621.21	19.4343.D621.21	1563 x 115 x 110		
	68	153	19.4343.6321.21	19.4343.D321.21	1163 x 115 x 110		
	83	148	19.4343.6421.21	19.4343.D421.21	1163 x 115 x 110		
	85	152	19.4343.6721.21	19.4343.D721.21	1563 x 115 x 110		
104	147	19.4343.6821.21	19.4343.D821.21	1563 x 115 x 110			

¹ For suspended installation accessories not included

Neptun Industry LED Optics standard offer

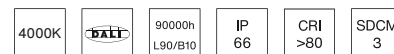
4000K ON-OFF 90.000h L80 IP66

4000K	ON/ OFF	90000h L90/B10	IP 66	CRI >80	SDCM 3
-------	------------	-------------------	----------	------------	-----------

Installation	Diffuser	Beam	W	Lm/W	Sales Index		Dimensions [mm]
					stand alone	through wiring	
Surface & suspended ¹	PC-Transparent	115 OPTICS-AREA	46	163	19.4343.4121.21	19.4343.B121.21	1163 x 115 x 110
			53	161	19.4343.4221.21	19.4343.B221.21	1163 x 115 x 110
			58	163	19.4343.4521.21	19.4343.B521.21	1563 x 115 x 110
			67	161	19.4343.4621.21	19.4343.B621.21	1563 x 115 x 110
			68	155	19.4343.4321.21	19.4343.B321.21	1163 x 115 x 110
			83	150	19.4343.4421.21	19.4343.B421.21	1163 x 115 x 110
			85	155	19.4343.4721.21	19.4343.B721.21	1563 x 115 x 110
		104	150	19.4343.4821.21	19.4343.B821.21	1563 x 115 x 110	
		26 OPTICS-30	46	157	19.4343.1121.21	19.4343.8121.21	1163 x 115 x 110
			53	154	19.4343.1221.21	19.4343.8221.21	1163 x 115 x 110
			68	149	19.4343.1321.21	19.4343.8321.21	1163 x 115 x 110
			83	144	19.4343.1421.21	19.4343.8421.21	1163 x 115 x 110
		27 OPTICS-30	58	164	19.4343.1521.21	19.4343.8521.21	1563 x 115 x 110
			67	161	19.4343.1621.21	19.4343.8621.21	1563 x 115 x 110
			85	156	19.4343.1721.21	19.4343.8721.21	1563 x 115 x 110
			104	151	19.4343.1821.21	19.4343.8821.21	1563 x 115 x 110
		45 OPTICS-O	46	156	19.4343.7121.21	19.4343.E121.21	1163 x 115 x 110
			53	154	19.4343.7221.21	19.4343.E221.21	1163 x 115 x 110
			58	156	19.4343.7521.21	19.4343.E521.21	1563 x 115 x 110
			67	154	19.4343.7621.21	19.4343.E621.21	1563 x 115 x 110
			68	148	19.4343.7321.21	19.4343.E321.21	1163 x 115 x 110
			83	144	19.4343.7421.21	19.4343.E421.21	1163 x 115 x 110
			85	149	19.4343.7721.21	19.4343.E721.21	1563 x 115 x 110
		104	144	19.4343.7821.21	19.4343.E821.21	1563 x 115 x 110	
		55 OPTICS-60	46	165	19.4343.2121.21	19.4343.9121.21	1163 x 115 x 110
			53	163	19.4343.2221.21	19.4343.9221.21	1163 x 115 x 110
			58	165	19.4343.2521.21	19.4343.9521.21	1563 x 115 x 110
			67	162	19.4343.2621.21	19.4343.9621.21	1563 x 115 x 110
			68	157	19.4343.2321.21	19.4343.9321.21	1163 x 115 x 110
			83	152	19.4343.2421.21	19.4343.9421.21	1163 x 115 x 110
			85	157	19.4343.2721.21	19.4343.9721.21	1563 x 115 x 110
		104	152	19.4343.2821.21	19.4343.9821.21	1563 x 115 x 110	
		84 OPTICS-90	58	165	19.4343.3521.21	19.4343.A521.21	1563 x 115 x 110
			67	163	19.4343.3621.21	19.4343.A621.21	1563 x 115 x 110
			85	157	19.4343.3721.21	19.4343.A721.21	1563 x 115 x 110
			104	152	19.4343.3821.21	19.4343.A821.21	1563 x 115 x 110
		85 OPTICS-90	46	163	19.4343.3121.21	19.4343.A121.21	1163 x 115 x 110
			53	161	19.4343.3221.21	19.4343.A221.21	1163 x 115 x 110
			68	155	19.4343.3321.21	19.4343.A321.21	1163 x 115 x 110
			83	150	19.4343.3421.21	19.4343.A421.21	1163 x 115 x 110
		89 OPTICS D-ASY	58	161	19.4343.5521.21	19.4343.C521.21	1563 x 115 x 110
			67	159	19.4343.5621.21	19.4343.C621.21	1563 x 115 x 110
			85	153	19.4343.5721.21	19.4343.C721.21	1563 x 115 x 110
			104	148	19.4343.5821.21	19.4343.C821.21	1563 x 115 x 110
		90 OPTICS D-ASY	46	160	19.4343.5121.21	19.4343.C121.21	1163 x 115 x 110
			53	158	19.4343.5221.21	19.4343.C221.21	1163 x 115 x 110
			68	153	19.4343.5321.21	19.4343.C321.21	1163 x 115 x 110
			83	148	19.4343.5421.21	19.4343.C421.21	1163 x 115 x 110
		asymmetric OPTICS-ASY	46	160	19.4343.6121.21	19.4343.D121.21	1163 x 115 x 110
			53	158	19.4343.6221.21	19.4343.D221.21	1163 x 115 x 110
			58	160	19.4343.6521.21	19.4343.D521.21	1563 x 115 x 110
			67	158	19.4343.6621.21	19.4343.D621.21	1563 x 115 x 110
68	153		19.4343.6321.21	19.4343.D321.21	1163 x 115 x 110		
83	148		19.4343.6421.21	19.4343.D421.21	1163 x 115 x 110		
85	152		19.4343.6721.21	19.4343.D721.21	1563 x 115 x 110		
104	147	19.4343.6821.21	19.4343.D821.21	1563 x 115 x 110			

¹ For suspended installation accessories not included

4000K DALI 90.000h L80 IP66



Installation	Diffuser	Beam	W	Lm/W	Sales Index		Dimensions [mm]
					stand alone	through wiring	
Surface & suspended ¹	PC-Transparent	115 OPTICS-AREA	46	163	19.4343.4123.21	19.4343.I123.21	1163 x 115 x 110
			53	161	19.4343.4223.21	19.4343.I223.21	1163 x 115 x 110
			58	163	19.4343.4523.21	19.4343.I523.21	1563 x 115 x 110
			67	161	19.4343.4623.21	19.4343.I623.21	1563 x 115 x 110
			68	155	19.4343.4323.21	19.4343.I323.21	1163 x 115 x 110
			83	150	19.4343.4423.21	19.4343.I423.21	1163 x 115 x 110
			85	155	19.4343.4723.21	19.4343.I723.21	1563 x 115 x 110
		104	150	19.4343.4823.21	19.4343.I823.21	1563 x 115 x 110	
		26 OPTICS-30	46	157	19.4343.1123.21	19.4343.F123.21	1163 x 115 x 110
			53	154	19.4343.1223.21	19.4343.F223.21	1163 x 115 x 110
			68	149	19.4343.1323.21	19.4343.F323.21	1163 x 115 x 110
			83	144	19.4343.1423.21	19.4343.F423.21	1163 x 115 x 110
		27 OPTICS-30	58	164	19.4343.1523.21	19.4343.F523.21	1563 x 115 x 110
			67	161	19.4343.1623.21	19.4343.F623.21	1563 x 115 x 110
			85	156	19.4343.1723.21	19.4343.F723.21	1563 x 115 x 110
			104	151	19.4343.1823.21	19.4343.F823.21	1563 x 115 x 110
		45 OPTICS-O	46	156	19.4343.7123.21	19.4343.L123.21	1163 x 115 x 110
			53	154	19.4343.7223.21	19.4343.L223.21	1163 x 115 x 110
			58	156	19.4343.7523.21	19.4343.L523.21	1563 x 115 x 110
			67	154	19.4343.7623.21	19.4343.L623.21	1563 x 115 x 110
			68	148	19.4343.7323.21	19.4343.L323.21	1163 x 115 x 110
			83	144	19.4343.7423.21	19.4343.L423.21	1163 x 115 x 110
			85	149	19.4343.7723.21	19.4343.L723.21	1563 x 115 x 110
		104	144	19.4343.7823.21	19.4343.L823.21	1563 x 115 x 110	
		55 OPTICS-60	46	165	19.4343.2123.21	19.4343.G123.21	1163 x 115 x 110
			53	163	19.4343.2223.21	19.4343.G223.21	1163 x 115 x 110
			58	165	19.4343.2523.21	19.4343.G523.21	1563 x 115 x 110
			67	162	19.4343.2623.21	19.4343.G623.21	1563 x 115 x 110
			68	157	19.4343.2323.21	19.4343.G323.21	1163 x 115 x 110
			83	152	19.4343.2423.21	19.4343.G423.21	1163 x 115 x 110
			85	157	19.4343.2723.21	19.4343.G723.21	1563 x 115 x 110
		104	152	19.4343.2823.21	19.4343.G823.21	1563 x 115 x 110	
		84 OPTICS-90	58	165	19.4343.3523.21	19.4343.H523.21	1563 x 115 x 110
			67	163	19.4343.3623.21	19.4343.H623.21	1563 x 115 x 110
			85	157	19.4343.3723.21	19.4343.H723.21	1563 x 115 x 110
			104	152	19.4343.3823.21	19.4343.H823.21	1563 x 115 x 110
		85 OPTICS-90	46	163	19.4343.3123.21	19.4343.H123.21	1163 x 115 x 110
			53	161	19.4343.3223.21	19.4343.H223.21	1163 x 115 x 110
			68	155	19.4343.3323.21	19.4343.H323.21	1163 x 115 x 110
			83	150	19.4343.3423.21	19.4343.H423.21	1163 x 115 x 110
		89 OPTICS D-ASY	58	161	19.4343.5523.21	19.4343.J523.21	1563 x 115 x 110
			67	159	19.4343.5623.21	19.4343.J623.21	1563 x 115 x 110
			85	153	19.4343.5723.21	19.4343.J723.21	1563 x 115 x 110
			104	148	19.4343.5823.21	19.4343.J823.21	1563 x 115 x 110
		90 OPTICS D-ASY	46	160	19.4343.5123.21	19.4343.J123.21	1163 x 115 x 110
			53	158	19.4343.5223.21	19.4343.J223.21	1163 x 115 x 110
			68	153	19.4343.5323.21	19.4343.J323.21	1163 x 115 x 110
			83	148	19.4343.5423.21	19.4343.J423.21	1163 x 115 x 110
		asymmetric OPTICS-ASY	46	160	19.4343.6123.21	19.4343.K123.21	1163 x 115 x 110
			53	158	19.4343.6223.21	19.4343.K223.21	1163 x 115 x 110
			58	160	19.4343.6523.21	19.4343.K523.21	1563 x 115 x 110
			67	158	19.4343.6623.21	19.4343.K623.21	1563 x 115 x 110
68	153		19.4343.6323.21	19.4343.K323.21	1163 x 115 x 110		
83	148		19.4343.6423.21	19.4343.K423.21	1163 x 115 x 110		
85	152		19.4343.6723.21	19.4343.K723.21	1563 x 115 x 110		
104	147	19.4343.6823.21	19.4343.K823.21	1563 x 115 x 110			

¹ For suspended installation accessories not included

Neptun Industry LED Optics HT50 standard offer

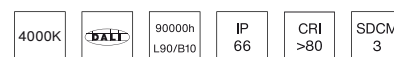
3000K ON-OFF 90.000h L80 IP66 HT50

3000K	ON/ OFF	90000h L90/B10	IP 66	CRI >80	SDCM 3
-------	------------	-------------------	----------	------------	-----------

Installation	Diffuser	Beam	W	Lm/W	Sales Index		Dimensions [mm]
					stand alone	through wiring	
Surface & suspended ¹	PC-Transparent	115 OPTICS-AREA	46	156	19.4344.4111.21	19.4344.B111.21	1163 x 115 x 110
			53	154	19.4344.4211.21	19.4344.B211.21	1163 x 115 x 110
			58	156	19.4344.4411.21	19.4344.B411.21	1563 x 115 x 110
			67	154	19.4344.4511.21	19.4344.B511.21	1563 x 115 x 110
			68	148	19.4344.4311.21	19.4344.B311.21	1163 x 115 x 110
			85	148	19.4344.4611.21	—	1563 x 115 x 110
			85	148	—	19.4344.B611.21	1563 x 115 x 110
		26 OPTICS-30	46	149	19.4344.1111.21	19.4344.8111.21	1163 x 115 x 110
			53	147	19.4344.1211.21	19.4344.8211.21	1163 x 115 x 110
			68	142	19.4344.1311.21	19.4344.8311.21	1163 x 115 x 110
		27 OPTICS-30	58	156	19.4344.1411.21	19.4344.8411.21	1563 x 115 x 110
			67	154	19.4344.1511.21	19.4344.8511.21	1563 x 115 x 110
			85	149	19.4344.1611.21	—	1563 x 115 x 110
			85	149	—	19.4344.8611.21	1563 x 115 x 110
		45 OPTICS-O	46	149	19.4344.7111.21	19.4344.E111.21	1163 x 115 x 110
			53	147	19.4344.7211.21	19.4344.E211.21	1163 x 115 x 110
			58	149	19.4344.7411.21	19.4344.E411.21	1563 x 115 x 110
			67	147	19.4344.7511.21	19.4344.E511.21	1563 x 115 x 110
			68	142	19.4344.7311.21	19.4344.E311.21	1163 x 115 x 110
			85	142	19.4344.7611.21	—	1563 x 115 x 110
		55 OPTICS-60	85	142	—	19.4344.E611.21	1563 x 115 x 110
			46	157	19.4344.2111.21	19.4344.9111.21	1163 x 115 x 110
			53	155	19.4344.2211.21	19.4344.9211.21	1163 x 115 x 110
			58	157	19.4344.2411.21	19.4344.9411.21	1563 x 115 x 110
			67	155	19.4344.2511.21	19.4344.9511.21	1563 x 115 x 110
			68	150	19.4344.2311.21	19.4344.9311.21	1163 x 115 x 110
		84 OPTICS-90	85	150	19.4344.2611.21	—	1563 x 115 x 110
			85	150	—	19.4344.9611.21	1563 x 115 x 110
			58	157	19.4344.3411.21	19.4344.A411.21	1563 x 115 x 110
			67	155	19.4344.3511.21	19.4344.A511.21	1563 x 115 x 110
		85 OPTICS-90	85	150	19.4344.3611.21	—	1563 x 115 x 110
			85	150	—	19.4344.A611.21	1563 x 115 x 110
			46	156	19.4344.3111.21	19.4344.A111.21	1163 x 115 x 110
			53	154	19.4344.3211.21	19.4344.A211.21	1163 x 115 x 110
		89 OPTICS D-ASY	68	148	19.4344.3311.21	19.4344.A311.21	1163 x 115 x 110
			58	153	19.4344.5411.21	19.4344.C411.21	1563 x 115 x 110
			67	151	19.4344.5511.21	19.4344.C511.21	1563 x 115 x 110
			85	146	19.4344.5611.21	—	1563 x 115 x 110
		90 OPTICS D-ASY	85	146	—	19.4344.C611.21	1563 x 115 x 110
			46	153	19.4344.5111.21	19.4344.C111.21	1163 x 115 x 110
			53	151	19.4344.5211.21	19.4344.C211.21	1163 x 115 x 110
		asymmetric OPTICS-ASY	68	146	19.4344.5311.21	19.4344.C311.21	1163 x 115 x 110
			46	153	19.4344.6111.21	19.4344.D111.21	1163 x 115 x 110
			53	151	19.4344.6211.21	19.4344.D211.21	1163 x 115 x 110
			58	153	19.4344.6411.21	19.4344.D411.21	1563 x 115 x 110
			67	151	19.4344.6511.21	19.4344.D511.21	1563 x 115 x 110
			68	146	19.4344.6311.21	19.4344.D311.21	1163 x 115 x 110
		85	145	19.4344.6611.21	—	1563 x 115 x 110	
85	145		—	19.4344.D611.21	1563 x 115 x 110		

¹ For suspended installation accessories not included

3000K DALI 90.000h L80 IP66 HT50



Installation	Diffuser	Beam	W	Lm/W	Sales Index		Dimensions [mm]
					stand alone	through wiring	
Surface & suspended ¹	PC-Transparent	115 OPTICS-AREA	46	156	19.4344.4113.21	19.4344.I113.21	1163 x 115 x 110
			53	154	19.4344.4213.21	19.4344.I213.21	1163 x 115 x 110
			58	156	19.4344.4413.21	19.4344.I413.21	1563 x 115 x 110
			67	154	19.4344.4513.21	19.4344.I513.21	1563 x 115 x 110
			68	148	19.4344.4313.21	19.4344.I313.21	1163 x 115 x 110
			85	148	19.4344.4613.21	—	1563 x 115 x 110
			85	148	—	19.4344.I613.21	1563 x 115 x 110
		26 OPTICS-30	46	149	19.4344.1113.21	19.4344.F113.21	1163 x 115 x 110
			53	147	19.4344.1213.21	19.4344.F213.21	1163 x 115 x 110
			68	142	19.4344.1313.21	19.4344.F313.21	1163 x 115 x 110
		27 OPTICS-30	58	156	19.4344.1413.21	19.4344.F413.21	1563 x 115 x 110
			67	154	19.4344.1513.21	19.4344.F513.21	1563 x 115 x 110
			85	149	19.4344.1613.21	—	1563 x 115 x 110
			85	149	—	19.4344.F613.21	1563 x 115 x 110
		45 OPTICS-O	46	149	19.4344.7113.21	19.4344.L113.21	1163 x 115 x 110
			53	147	19.4344.7213.21	19.4344.L213.21	1163 x 115 x 110
			58	149	19.4344.7413.21	19.4344.L413.21	1563 x 115 x 110
			67	147	19.4344.7513.21	19.4344.L513.21	1563 x 115 x 110
			68	142	19.4344.7313.21	19.4344.L313.21	1163 x 115 x 110
			85	142	19.4344.7613.21	—	1563 x 115 x 110
			85	142	—	19.4344.L613.21	1563 x 115 x 110
		55 OPTICS-60	46	157	19.4344.2113.21	19.4344.G113.21	1163 x 115 x 110
			53	155	19.4344.2213.21	19.4344.G213.21	1163 x 115 x 110
			58	157	19.4344.2413.21	19.4344.G413.21	1563 x 115 x 110
			67	155	19.4344.2513.21	19.4344.G513.21	1563 x 115 x 110
			68	150	19.4344.2313.21	19.4344.G313.21	1163 x 115 x 110
			85	150	19.4344.2613.21	—	1563 x 115 x 110
			85	150	—	19.4344.G613.21	1563 x 115 x 110
		84 OPTICS-90	58	157	19.4344.3413.21	19.4344.H413.21	1563 x 115 x 110
			67	155	19.4344.3513.21	19.4344.H513.21	1563 x 115 x 110
			85	150	19.4344.3613.21	—	1563 x 115 x 110
			85	150	—	19.4344.H613.21	1563 x 115 x 110
		85 OPTICS-90	46	156	19.4344.3113.21	19.4344.H113.21	1163 x 115 x 110
			53	154	19.4344.3213.21	19.4344.H213.21	1163 x 115 x 110
			68	148	19.4344.3313.21	19.4344.H313.21	1163 x 115 x 110
		89 OPTICS D-ASY	58	153	19.4344.5413.21	19.4344.J413.21	1563 x 115 x 110
			67	151	19.4344.5513.21	19.4344.J513.21	1563 x 115 x 110
			85	146	19.4344.5613.21	—	1563 x 115 x 110
			85	146	—	19.4344.J613.21	1563 x 115 x 110
		90 OPTICS D-ASY	46	153	19.4344.5113.21	19.4344.J113.21	1163 x 115 x 110
			53	151	19.4344.5213.21	19.4344.J213.21	1163 x 115 x 110
			68	146	19.4344.5313.21	19.4344.J313.21	1163 x 115 x 110
		asymmetric OPTICS-ASY	46	153	19.4344.6113.21	19.4344.K113.21	1163 x 115 x 110
			53	151	19.4344.6213.21	19.4344.K213.21	1163 x 115 x 110
			58	153	19.4344.6413.21	19.4344.K413.21	1563 x 115 x 110
			67	151	19.4344.6513.21	19.4344.K513.21	1563 x 115 x 110
			68	146	19.4344.6313.21	19.4344.K313.21	1163 x 115 x 110
			85	145	19.4344.6613.21	—	1563 x 115 x 110
			85	145	—	19.4344.K613.21	1563 x 115 x 110

¹ For suspended instalation accessories not included

Neptun Industry LED Optics HT50 standard offer

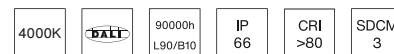
4000K ON-OFF 90.000h L80 IP66 HT50

4000K	ON/ OFF	90000h L90/B10	IP 66	CRI >80	SDCM 3
-------	------------	-------------------	----------	------------	-----------

Installation	Diffuser	Beam	W	Lm/W	Sales Index		Dimensions [mm]
					stand alone	through wiring	
Surface & suspended ¹	PC-Transparent	115 OPTICS-AREA	46	163	19.4344.4121.21	19.4344.B121.21	1163 x 115 x 110
			53	161	19.4344.4221.21	19.4344.B221.21	1163 x 115 x 110
			58	163	19.4344.4421.21	19.4344.B421.21	1563 x 115 x 110
			67	161	19.4344.4521.21	19.4344.B521.21	1563 x 115 x 110
			68	155	19.4344.4321.21	19.4344.B321.21	1163 x 115 x 110
			85	155	19.4344.4621.21	—	1563 x 115 x 110
		26 OPTICS-30	85	155	—	19.4344.B621.21	1563 x 115 x 110
			46	156	19.4344.1121.21	—	1163 x 115 x 110
			46	157	—	19.4344.8121.21	1163 x 115 x 110
			53	154	19.4344.1221.21	19.4344.8221.21	1163 x 115 x 110
		27 OPTICS-30	68	149	19.4344.1321.21	19.4344.8321.21	1163 x 115 x 110
			58	164	19.4344.1421.21	19.4344.8421.21	1563 x 115 x 110
			67	161	19.4344.1521.21	19.4344.8521.21	1563 x 115 x 110
			85	156	19.4344.1621.21	—	1563 x 115 x 110
		45 OPTICS-O	85	156	—	19.4344.8621.21	1563 x 115 x 110
			46	156	19.4344.7121.21	19.4344.E121.21	1163 x 115 x 110
			53	154	19.4344.7221.21	19.4344.E221.21	1163 x 115 x 110
			58	156	19.4344.7421.21	19.4344.E421.21	1563 x 115 x 110
			67	154	19.4344.7521.21	19.4344.E521.21	1563 x 115 x 110
			68	148	19.4344.7321.21	19.4344.E321.21	1163 x 115 x 110
		55 OPTICS-60	85	149	19.4344.7621.21	—	1563 x 115 x 110
			85	149	—	19.4344.E621.21	1563 x 115 x 110
			46	165	19.4344.2121.21	19.4344.9121.21	1163 x 115 x 110
			53	163	19.4344.2221.21	19.4344.9221.21	1163 x 115 x 110
			58	165	19.4344.2421.21	19.4344.9421.21	1563 x 115 x 110
			67	162	19.4344.2521.21	19.4344.9521.21	1563 x 115 x 110
		84 OPTICS-90	68	157	19.4344.2321.21	19.4344.9321.21	1163 x 115 x 110
			85	157	19.4344.2621.21	—	1563 x 115 x 110
			85	157	—	19.4344.9621.21	1563 x 115 x 110
			58	165	19.4344.3421.21	19.4344.A421.21	1563 x 115 x 110
		85 OPTICS-90	67	163	19.4344.3521.21	19.4344.A521.21	1563 x 115 x 110
			85	157	19.4344.3621.21	—	1563 x 115 x 110
			85	157	—	19.4344.A621.21	1563 x 115 x 110
			46	163	19.4344.3121.21	19.4344.A121.21	1163 x 115 x 110
		89 OPTICS D-ASY	53	161	19.4344.3221.21	19.4344.A221.21	1163 x 115 x 110
			68	155	19.4344.3321.21	19.4344.A321.21	1163 x 115 x 110
			58	161	19.4344.5421.21	19.4344.C421.21	1563 x 115 x 110
		90 OPTICS D-ASY	67	159	19.4344.5521.21	19.4344.C521.21	1563 x 115 x 110
			85	153	19.4344.5621.21	—	1563 x 115 x 110
			85	153	—	19.4344.C621.21	1563 x 115 x 110
			46	160	19.4344.5121.21	19.4344.C121.21	1163 x 115 x 110
		asymmetric OPTICS-ASY	53	158	19.4344.5221.21	19.4344.C221.21	1163 x 115 x 110
			68	153	19.4344.5321.21	19.4344.C321.21	1163 x 115 x 110
			46	160	19.4344.6121.21	19.4344.D121.21	1163 x 115 x 110
			53	158	19.4344.6221.21	19.4344.D221.21	1163 x 115 x 110
			58	160	19.4344.6421.21	19.4344.D421.21	1563 x 115 x 110
			67	158	19.4344.6521.21	19.4344.D521.21	1563 x 115 x 110
		85	68	153	19.4344.6321.21	19.4344.D321.21	1163 x 115 x 110
85	152		19.4344.6621.21	—	1563 x 115 x 110		
85	152	—	19.4344.D621.21	1563 x 115 x 110			

¹ For suspended installation accessories not included

4000K DALI 90.000h L80 IP66 HT50



Installation	Diffuser	Beam	W	Lm/W	Sales Index		Dimensions [mm]
					stand alone	through wiring	
Surface & suspended ¹	PC-Transparent	115 OPTICS-AREA	46	163	19.4344.4123.21	19.4344.I123.21	1163 x 115 x 110
			53	161	19.4344.4223.21	19.4344.I223.21	1163 x 115 x 110
			58	163	19.4344.4423.21	19.4344.I423.21	1563 x 115 x 110
			67	161	19.4344.4523.21	19.4344.I523.21	1563 x 115 x 110
			68	155	19.4344.4323.21	19.4344.I323.21	1163 x 115 x 110
			85	155	19.4344.4623.21	—	1563 x 115 x 110
		26 OPTICS-30	85	155	—	19.4344.I623.21	1563 x 115 x 110
			46	156	19.4344.1123.21	—	1163 x 115 x 110
			46	157	—	19.4344.F123.21	1163 x 115 x 110
			53	154	19.4344.1223.21	19.4344.F223.21	1163 x 115 x 110
		27 OPTICS-30	68	149	19.4344.1323.21	19.4344.F323.21	1163 x 115 x 110
			58	164	19.4344.1423.21	19.4344.F423.21	1563 x 115 x 110
			67	161	19.4344.1523.21	19.4344.F523.21	1563 x 115 x 110
			85	156	19.4344.1623.21	—	1563 x 115 x 110
		45 OPTICS-O	85	156	—	19.4344.F623.21	1563 x 115 x 110
			46	156	19.4344.7123.21	19.4344.L123.21	1163 x 115 x 110
			53	154	19.4344.7223.21	19.4344.L223.21	1163 x 115 x 110
			58	156	19.4344.7423.21	19.4344.L423.21	1563 x 115 x 110
			67	154	19.4344.7523.21	19.4344.L523.21	1563 x 115 x 110
			68	148	19.4344.7323.21	19.4344.L323.21	1163 x 115 x 110
		55 OPTICS-60	85	149	19.4344.7623.21	—	1563 x 115 x 110
			85	149	—	19.4344.L623.21	1563 x 115 x 110
			46	165	19.4344.2123.21	19.4344.G123.21	1163 x 115 x 110
			53	163	19.4344.2223.21	19.4344.G223.21	1163 x 115 x 110
			58	165	19.4344.2423.21	19.4344.G423.21	1563 x 115 x 110
			67	162	19.4344.2523.21	19.4344.G523.21	1563 x 115 x 110
			68	157	19.4344.2323.21	19.4344.G323.21	1163 x 115 x 110
		84 OPTICS-90	85	157	19.4344.2623.21	—	1563 x 115 x 110
			85	157	—	19.4344.G623.21	1563 x 115 x 110
			58	165	19.4344.3423.21	19.4344.H423.21	1563 x 115 x 110
			67	163	19.4344.3523.21	19.4344.H523.21	1563 x 115 x 110
		85 OPTICS-90	85	157	19.4344.3623.21	—	1563 x 115 x 110
			85	157	—	19.4344.H623.21	1563 x 115 x 110
			46	163	19.4344.3123.21	19.4344.H123.21	1163 x 115 x 110
		89 OPTICS D-ASY	53	161	19.4344.3223.21	19.4344.H223.21	1163 x 115 x 110
			68	155	19.4344.3323.21	19.4344.H323.21	1163 x 115 x 110
			58	161	19.4344.5423.21	19.4344.J423.21	1563 x 115 x 110
		90 OPTICS D-ASY	67	159	19.4344.5523.21	19.4344.J523.21	1563 x 115 x 110
			85	153	19.4344.5623.21	—	1563 x 115 x 110
			85	153	—	19.4344.J623.21	1563 x 115 x 110
			46	160	19.4344.5123.21	19.4344.J123.21	1163 x 115 x 110
		asymmetric OPTICS-ASY	53	158	19.4344.5223.21	19.4344.J223.21	1163 x 115 x 110
			68	153	19.4344.5323.21	19.4344.J323.21	1163 x 115 x 110
			46	160	19.4344.6123.21	19.4344.K123.21	1163 x 115 x 110
			53	158	19.4344.6223.21	19.4344.K223.21	1163 x 115 x 110
			58	160	19.4344.6423.21	19.4344.K423.21	1563 x 115 x 110
			67	158	19.4344.6523.21	19.4344.K523.21	1563 x 115 x 110
			68	153	19.4344.6323.21	19.4344.K323.21	1163 x 115 x 110
		85	152	19.4344.6623.21	—	1563 x 115 x 110	
					85	152	—

¹ For suspended instalation accessories not included

Neptun Industry LED Optics HT60 standard offer

3000K, 90.000h L80 IP66 HT60

3000K	90000h L90/B10	IP 66	CRI >80	SDCM 3
-------	-------------------	----------	------------	-----------

Installation	Driver	Diffuser	Beam	W	Lm/W	Sales Index		Dimensions [mm]
						stand alone	through wiring	
Surface & suspended ¹	ON/OFF	PC-Transparent	115 OPTICS-AREA	46	156	19.4345.4111.21	19.4345.B111.21	1163 x 115 x 110
				58	156	19.4345.4211.21	19.4345.B211.21	1563 x 115 x 110
			26 OPTICS-30	46	149	19.4345.1111.21	19.4345.8111.21	1163 x 115 x 110
				27 OPTICS-30	58	156	19.4345.1211.21	19.4345.8211.21
			45 OPTICS-O		46	149	19.4345.7111.21	19.4345.E111.21
				58	149	19.4345.7211.21	19.4345.E211.21	1563 x 115 x 110
			55 OPTICS-60	46	157	19.4345.2111.21	19.4345.9111.21	1163 x 115 x 110
				58	157	19.4345.2211.21	19.4345.9211.21	1563 x 115 x 110
			84 OPTICS-90	58	157	19.4345.3211.21	19.4345.A211.21	1563 x 115 x 110
			85 OPTICS-90	46	156	19.4345.3111.21	19.4345.A111.21	1163 x 115 x 110
	89 OPTICS D-ASY	58	153	19.4345.5211.21	19.4345.C211.21	1563 x 115 x 110		
	90 OPTICS D-ASY	46	153	19.4345.5111.21	19.4345.C111.21	1163 x 115 x 110		
	asymmetric OPTICS-ASY	46	153	19.4345.6111.21	19.4345.D111.21	1163 x 115 x 110		
		58	153	19.4345.6211.21	19.4345.D211.21	1563 x 115 x 110		
	DALI	PC-Transparent	115 OPTICS-AREA	46	156	19.4345.4113.21	19.4345.I113.21	1163 x 115 x 110
				58	156	19.4345.4213.21	19.4345.I213.21	1563 x 115 x 110
			26 OPTICS-30	46	149	19.4345.1113.21	19.4345.F113.21	1163 x 115 x 110
				27 OPTICS-30	58	156	19.4345.1213.21	19.4345.F213.21
			45 OPTICS-O		46	149	19.4345.7113.21	19.4345.L113.21
				58	149	19.4345.7213.21	19.4345.L213.21	1563 x 115 x 110
55 OPTICS-60			46	157	19.4345.2113.21	19.4345.G113.21	1163 x 115 x 110	
			58	157	19.4345.2213.21	19.4345.G213.21	1563 x 115 x 110	
84 OPTICS-90			58	157	19.4345.3213.21	19.4345.H213.21	1563 x 115 x 110	
85 OPTICS-90			46	156	19.4345.3113.21	19.4345.H113.21	1163 x 115 x 110	
89 OPTICS D-ASY	58	153	19.4345.5213.21	19.4345.J213.21	1563 x 115 x 110			
90 OPTICS D-ASY	46	153	19.4345.5113.21	19.4345.J113.21	1163 x 115 x 110			
asymmetric OPTICS-ASY	46	153	19.4345.6113.21	19.4345.K113.21	1163 x 115 x 110			
	58	153	19.4345.6213.21	19.4345.K213.21	1563 x 115 x 110			

¹ For suspended installation accessories not included

4000K, 90.000h L80 IP66 HT60

4000K	90000h L90/B10	IP 66	CRI >80	SDCM 3
-------	-------------------	----------	------------	-----------

Installation	Driver	Diffuser	Beam	W	Lm/W	Sales Index		Dimensions [mm]
						stand alone	through wiring	
Surface & suspended ¹	ON/OFF	PC-Transparent	115 OPTICS-AREA	46	163	19.4345.4121.21	19.4345.B121.21	1163 x 115 x 110
				58	163	19.4345.4221.21	19.4345.B221.21	1563 x 115 x 110
			26 OPTICS-30	46	156	19.4345.1121.21	—	1163 x 115 x 110
				46	157	—	19.4345.8121.21	1163 x 115 x 110
			27 OPTICS-30	58	164	19.4345.1221.21	19.4345.8221.21	1563 x 115 x 110
				45 OPTICS-O	46	156	19.4345.7121.21	19.4345.E121.21
			58		156	19.4345.7221.21	19.4345.E221.21	1563 x 115 x 110
			55 OPTICS-60	46	165	19.4345.2121.21	19.4345.9121.21	1163 x 115 x 110
				58	165	19.4345.2221.21	19.4345.9221.21	1563 x 115 x 110
			84 OPTICS-90	58	165	19.4345.3221.21	19.4345.A221.21	1563 x 115 x 110
			85 OPTICS-90	46	163	19.4345.3121.21	19.4345.A121.21	1163 x 115 x 110
			89 OPTICS D-ASY	58	161	19.4345.5221.21	19.4345.C221.21	1563 x 115 x 110
	90 OPTICS D-ASY	46	160	19.4345.5121.21	19.4345.C121.21	1163 x 115 x 110		
	asymmetric OPTICS-ASY	46	160	19.4345.6121.21	19.4345.D121.21	1163 x 115 x 110		
		58	160	19.4345.6221.21	19.4345.D221.21	1563 x 115 x 110		
	DALI	PC-Transparent	115 OPTICS-AREA	46	163	19.4345.4123.21	19.4345.I123.21	1163 x 115 x 110
				58	163	19.4345.4223.21	19.4345.I223.21	1563 x 115 x 110
			26 OPTICS-30	46	156	19.4345.1123.21	—	1163 x 115 x 110
				46	157	—	19.4345.F123.21	1163 x 115 x 110
			27 OPTICS-30	58	164	19.4345.1223.21	19.4345.F223.21	1563 x 115 x 110
				45 OPTICS-O	46	156	19.4345.7123.21	19.4345.L123.21
			58		156	19.4345.7223.21	19.4345.L223.21	1563 x 115 x 110
			55 OPTICS-60	46	165	19.4345.2123.21	19.4345.G123.21	1163 x 115 x 110
				58	165	19.4345.2223.21	19.4345.G223.21	1563 x 115 x 110
84 OPTICS-90			58	165	19.4345.3223.21	19.4345.H223.21	1563 x 115 x 110	
85 OPTICS-90			46	163	19.4345.3123.21	19.4345.H123.21	1163 x 115 x 110	
89 OPTICS D-ASY			58	161	19.4345.5223.21	19.4345.J223.21	1563 x 115 x 110	
90 OPTICS D-ASY	46	160	19.4345.5123.21	19.4345.J123.21	1163 x 115 x 110			
asymmetric OPTICS-ASY	46	160	19.4345.6123.21	19.4345.K123.21	1163 x 115 x 110			
	58	160	19.4345.6223.21	19.4345.K223.21	1563 x 115 x 110			

¹ For suspended installation accessories not included





Neptun V2

**Most efficient, tough against dust and water,
and built to thrive in extreme temperatures.**



Robust construction and resistance to extreme temperatures ensure reliable performance and safety, especially in industrial settings.



Robust construction


Neptun V2 features a polycarbonate housing and diffuser with IK10 and impact resistance up to 20 J, making it ideal for public spaces like underground passages or industrial areas prone to accidental impacts. This robust construction ensures long-lasting durability and safety in high-traffic environments.



HT50 version

The Neptun V2 HT50 version is built to perform in extreme conditions, with operating temperatures ranging from -40°C to 50°C. Perfect for environments with fluctuating or high temperatures, it ensures reliable, efficient lighting even in the harshest settings.





Neptun LED V2


Its IP66 protection ensures total dust-tight sealing and resistance to powerful water jets. The robust IK10 polycarbonate housing and diffuser withstand impacts up to 20 joules, ideal for public spaces like underpasses or high-impact halls. Frosted and opal diffusers adapt light to specific needs. Designed for flexibility, it supports surface-mounted, suspended, or adjustable bracket installations, and offers options with through-wiring. With operating temperatures ranging from -40°C to 50°C in the HT50 version, and ON/OFF, DALI, and CLO options, Neptun V2 delivers consistent, energy-efficient lighting—built to perform in the most demanding conditions.

Neptun LED V2 Compact

Neptun V2 LED Compact is a high-performance, sealed ceiling fixture designed for efficient and durable lighting in moist and dusty environments. With IP66 protection against dust and water, IK10-rated polycarbonate housing, and up to 176 lm/W efficiency, it delivers reliable performance. Its simple design allows for quick installation, either directly on ceilings or surface-mounted, with options for standard ON/OFF or DALI drivers. Operating in temperatures from -25°C to +40°C, and offering up to 100,000 hours of LED life, the Neptun V2 LED Compact is perfect for industrial where performance and durability are essential.

Neptun V2 Customisation

	S	A	M
Feature	Standard possibilities	Adaptations Standard versions further enhanced by:	Modifications Custom versions further enhanced by:
Information:	Technical info in web	Quick technical info	You define the requirements and limits, our engineers strive to exceed them
Samples delivery:	Extra urgent samples delivery	Fast samples delivery	
Quotation and order delivery:	Immediate quotation and quick order delivery	Standardised quotation and delivery from Europe	
Colour temperature:	 3000K  4000K	 5000K  6500K  Yellow  Yellow mono	other K
CRI:	 80	 90  95	other K
Drivers:	 DALI  ON-OFF	 24-48V	 KNX  LON  ZIGBEE other
Finishing:	 grey	 any RAL colours	custom colours
Installation:	 surface	 suspended	
Standard offer lengths [mm]:	600 x 72 x 58 600 x 92 x 60 1200 x 72 x 58 1200 x 92 x 60 1500 x 72 x 58 1500 x 92 x 60		
Sensors:		 PIR  motion sensor	
Emergency:	1h-2h-3h emergency		
Cabling:	through wiring	1m cable: 3 or 5 x 0,75 with/without IP20 connector 3 or 5x 1,5 wieland/wago connectors 3/5 x 1,5 IP65 connectors	special cabling formats



Neptun LED V2 standard offer

3000K, 100.000h L80 IP66

3000K	100000h L80/B10	IP 66	CRI >80	SDCM 3
-------	--------------------	----------	------------	-----------

Installation	Driver	Diffuser	Beam	W	Lm/W	Sales Index		Dimensions [mm]
						stand alone	through wiring	
Surface & suspended ¹	ON/OFF	PC-OPAL	107	7	145	19.4390.1111.21	19.4390.1211.21	600 x 72 x 58
			107	12	150	19.4390.2111.21	19.4390.2211.21	600 x 72 x 58
			107	24	150	19.4390.3411.21	19.4390.3511.21	600 x 92 x 60
			107	28	149	19.4391.1111.21	19.4391.1211.21	1200 x 72 x 58
			107	35	148	19.4392.1111.21	19.4392.1211.21	1500 x 72 x 58
			107	35	145	19.4391.2111.21	19.4391.2211.21	1200 x 72 x 58
			107	43	154	19.4392.2411.21	19.4392.2511.21	1500 x 92 x 60
			107	48	150	19.4391.3411.21	19.4391.3511.21	1200 x 92 x 60
			107	56	149	19.4391.4411.21	19.4391.4511.21	1200 x 92 x 60
		107	61	150	19.4392.3411.21	19.4392.3511.21	1500 x 92 x 60	
		107	99	133	19.4391.5411.21	19.4391.5511.21	1200 x 92 x 60	
		123	7	161	19.4216.1111.21	19.4216.1211.21	600 x 72 x 58	
		123	12	165	19.4216.2111.21	19.4216.2211.21	600 x 72 x 58	
		123	24	160	19.4216.3411.21	19.4216.3511.21	600 x 92 x 60	
		119	28	166	19.4217.1111.21	19.4217.1211.21	1200 x 72 x 58	
		116	35	169	19.4219.1111.21	19.4219.1211.21	1500 x 72 x 58	
		119	35	162	19.4217.2111.21	19.4217.2211.21	1200 x 72 x 58	
		120	43	174	19.4219.2411.21	19.4219.2511.21	1500 x 92 x 60	
	119	49	167	19.4217.3411.21	19.4217.3511.21	1200 x 92 x 60		
	119	56	166	19.4217.4411.21	19.4217.4511.21	1200 x 92 x 60		
	120	61	170	19.4219.3411.21	19.4219.3511.21	1500 x 92 x 60		
	119	100	149	19.4217.5411.21	19.4217.5511.21	1200 x 92 x 60		
	107	7	145	19.4390.1113.21	19.4390.1313.21	600 x 72 x 58		
	107	12	150	19.4390.2113.21	19.4390.2313.21	600 x 72 x 58		
	107	24	150	19.4390.3413.21	19.4390.3613.21	600 x 92 x 60		
	107	28	149	19.4391.1113.21	19.4391.1313.21	1200 x 72 x 58		
	107	35	148	19.4392.1113.21	19.4392.1313.21	1500 x 72 x 58		
	107	35	145	19.4391.2113.21	19.4391.2313.21	1200 x 72 x 58		
	107	43	154	19.4392.2413.21	19.4392.2613.21	1500 x 92 x 60		
	107	48	150	19.4391.3413.21	19.4391.3613.21	1200 x 92 x 60		
	107	56	149	19.4391.4413.21	19.4391.4613.21	1200 x 92 x 60		
	107	61	150	19.4392.3413.21	19.4392.3613.21	1500 x 92 x 60		
	107	99	133	19.4391.5413.21	19.4391.5613.21	1200 x 92 x 60		
	123	7	161	19.4216.1113.21	19.4216.1313.21	600 x 72 x 58		
	123	12	165	19.4216.2113.21	19.4216.2313.21	600 x 72 x 58		
	123	24	160	19.4216.3413.21	19.4216.3613.21	600 x 92 x 60		
119	28	166	19.4217.1113.21	19.4217.1313.21	1200 x 72 x 58			
116	35	169	19.4219.1113.21	19.4219.1313.21	1500 x 72 x 58			
119	35	162	19.4217.2113.21	19.4217.2313.21	1200 x 72 x 58			
120	43	174	19.4219.2413.21	19.4219.2613.21	1500 x 92 x 60			
119	49	167	19.4217.3413.21	19.4217.3613.21	1200 x 92 x 60			
119	56	166	19.4217.4413.21	19.4217.4613.21	1200 x 92 x 60			
120	61	170	19.4219.3413.21	19.4219.3613.21	1500 x 92 x 60			
119	100	149	19.4217.5413.21	19.4217.5613.21	1200 x 92 x 60			

¹ For suspended installation accessories not included

4000K, 100.000h L80 IP66

4000K	100000h L80/B10	IP 66	CRI >80	SDCM 3
-------	--------------------	----------	------------	-----------

Installation	Driver	Diffuser	Beam	W	Lm/W	Sales Index		Dimensions [mm]
						stand alone	through wiring	
Surface & suspended ¹	ON/OFF	PC-OPAL	107	7	154	19.4390.1121.21	19.4390.1221.21	600 x 72 x 58
			107	12	159	19.4390.2121.21	19.4390.2221.21	600 x 72 x 58
			107	24	159	19.4390.3421.21	19.4390.3521.21	600 x 92 x 60
			107	28	157	19.4391.1121.21	19.4391.1221.21	1200 x 72 x 58
			107	35	157	19.4392.1121.21	19.4392.1221.21	1500 x 72 x 58
			107	35	154	19.4391.2121.21	19.4391.2221.21	1200 x 72 x 58
			107	43	162	19.4392.2421.21	19.4392.2521.21	1500 x 92 x 60
			107	48	159	19.4391.3421.21	19.4391.3521.21	1200 x 92 x 60
			107	56	157	19.4391.4421.21	19.4391.4521.21	1200 x 92 x 60
		107	61	158	19.4392.3421.21	19.4392.3521.21	1500 x 92 x 60	
		107	99	139	19.4391.5421.21	19.4391.5521.21	1200 x 92 x 60	
		123	7	170	19.4216.1121.21	19.4216.1221.21	600 x 72 x 58	
		123	12	174	19.4216.2121.21	19.4216.2221.21	600 x 72 x 58	
		123	24	169	19.4216.3421.21	19.4216.3521.21	600 x 92 x 60	
		119	28	175	19.4217.1121.21	19.4217.1221.21	1200 x 72 x 58	
		116	35	178	19.4219.1121.21	19.4219.1221.21	1500 x 72 x 58	
		119	35	171	19.4217.2121.21	19.4217.2221.21	1200 x 72 x 58	
		120	43	184	19.4219.2421.21	19.4219.2521.21	1500 x 92 x 60	
	119	49	177	19.4217.3421.21	19.4217.3521.21	1200 x 92 x 60		
	119	56	175	19.4217.4421.21	19.4217.4521.21	1200 x 92 x 60		
	120	61	180	19.4219.3421.21	19.4219.3521.21	1500 x 92 x 60		
	119	100	154	19.4217.5421.21	19.4217.5521.21	1200 x 92 x 60		
	107	7	154	19.4390.1123.21	19.4390.1323.21	600 x 72 x 58		
	107	12	159	19.4390.2123.21	19.4390.2323.21	600 x 72 x 58		
	107	24	159	19.4390.3423.21	19.4390.3623.21	600 x 92 x 60		
	107	28	157	19.4391.1123.21	19.4391.1323.21	1200 x 72 x 58		
	107	35	157	19.4392.1123.21	19.4392.1323.21	1500 x 72 x 58		
	107	35	154	19.4391.2123.21	19.4391.2323.21	1200 x 72 x 58		
	107	43	162	19.4392.2423.21	19.4392.2623.21	1500 x 92 x 60		
	107	48	159	19.4391.3423.21	19.4391.3623.21	1200 x 92 x 60		
	107	56	157	19.4391.4423.21	19.4391.4623.21	1200 x 92 x 60		
	107	61	158	19.4392.3423.21	19.4392.3623.21	1500 x 92 x 60		
	107	99	139	19.4391.5423.21	19.4391.5623.21	1200 x 92 x 60		
	123	7	170	19.4216.1123.21	19.4216.1323.21	600 x 72 x 58		
	123	12	174	19.4216.2123.21	19.4216.2323.21	600 x 72 x 58		
	123	24	169	19.4216.3423.21	19.4216.3623.21	600 x 92 x 60		
119	28	175	19.4217.1123.21	19.4217.1323.21	1200 x 72 x 58			
116	35	178	19.4219.1123.21	19.4219.1323.21	1500 x 72 x 58			
119	35	171	19.4217.2123.21	19.4217.2323.21	1200 x 72 x 58			
120	43	184	19.4219.2423.21	19.4219.2623.21	1500 x 92 x 60			
119	49	177	19.4217.3423.21	19.4217.3623.21	1200 x 92 x 60			
119	56	175	19.4217.4423.21	19.4217.4623.21	1200 x 92 x 60			
120	61	180	19.4219.3423.21	19.4219.3623.21	1500 x 92 x 60			
119	100	154	19.4217.5423.21	19.4217.5623.21	1200 x 92 x 60			
107	7	154	19.4390.1123.21	19.4390.1323.21	600 x 72 x 58			
107	12	159	19.4390.2123.21	19.4390.2323.21	600 x 72 x 58			
107	24	159	19.4390.3423.21	19.4390.3623.21	600 x 92 x 60			
107	28	157	19.4391.1123.21	19.4391.1323.21	1200 x 72 x 58			
107	35	157	19.4392.1123.21	19.4392.1323.21	1500 x 72 x 58			
107	35	154	19.4391.2123.21	19.4391.2323.21	1200 x 72 x 58			
107	43	162	19.4392.2423.21	19.4392.2623.21	1500 x 92 x 60			
107	48	159	19.4391.3423.21	19.4391.3623.21	1200 x 92 x 60			
107	56	157	19.4391.4423.21	19.4391.4623.21	1200 x 92 x 60			
107	61	158	19.4392.3423.21	19.4392.3623.21	1500 x 92 x 60			
107	99	139	19.4391.5423.21	19.4391.5623.21	1200 x 92 x 60			
123	7	170	19.4216.1123.21	19.4216.1323.21	600 x 72 x 58			
123	12	174	19.4216.2123.21	19.4216.2323.21	600 x 72 x 58			
123	24	169	19.4216.3423.21	19.4216.3623.21	600 x 92 x 60			
119	28	175	19.4217.1123.21	19.4217.1323.21	1200 x 72 x 58			
116	35	178	19.4219.1123.21	19.4219.1323.21	1500 x 72 x 58			
119	35	171	19.4217.2123.21	19.4217.2323.21	1200 x 72 x 58			
120	43	184	19.4219.2423.21	19.4219.2623.21	1500 x 92 x 60			
119	49	177	19.4217.3423.21	19.4217.3623.21	1200 x 92 x 60			
119	56	175	19.4217.4423.21	19.4217.4623.21	1200 x 92 x 60			
120	61	180	19.4219.3423.21	19.4219.3623.21	1500 x 92 x 60			
119	100	154	19.4217.5423.21	19.4217.5623.21	1200 x 92 x 60			

¹ For suspended instalation accessories not included

Neptun LED V2 standard offer

3000K, 100.000h L80 IP66 HT50

3000K	100000h L80/B10	IP 66	CRI >80	SDCM 3
-------	--------------------	----------	------------	-----------

Installation	Driver	Diffuser	Beam	W	Lm/W	Sales Index		Dimensions [mm]
						stand alone	through wiring	
Surface & suspended ¹	ON/OFF	PC-FROZEN	119	28	167	19.4218.1111.21	19.4218.1211.21	1200 x 72 x 58
			116	35	169	19.4220.1111.21	19.4220.1211.21	1500 x 72 x 58
			119	35	163	19.4218.2111.21	19.4218.2211.21	1200 x 72 x 58
			120	43	174	19.4220.2411.21	19.4220.2511.21	1500 x 92 x 60
			119	48	169	19.4218.3411.21	19.4218.3511.21	1200 x 92 x 60
			120	61	170	19.4220.3411.21	19.4220.3511.21	1500 x 92 x 60
	DALI	PC-FROZEN	119	28	167	19.4218.1113.21	19.4218.1313.21	1200 x 72 x 58
			116	35	169	19.4220.1113.21	19.4220.1313.21	1500 x 72 x 58
			119	35	163	19.4218.2113.21	19.4218.2313.21	1200 x 72 x 58
			120	43	174	19.4220.2413.21	19.4220.2613.21	1500 x 92 x 60
			119	48	169	19.4218.3413.21	19.4218.3613.21	1200 x 92 x 60
			120	61	170	19.4220.3413.21	19.4220.3613.21	1500 x 92 x 60

¹ For suspended installation accessories not included

4000K, 100.000h L80 IP66 HT50

4000K	100000h L80/B10	IP 66	CRI >80	SDCM 3
-------	--------------------	----------	------------	-----------

Installation	Driver	Diffuser	Beam	W	Lm/W	Sales Index		Dimensions [mm]
						stand alone	through wiring	
Surface & suspended ¹	ON/OFF	PC-FROZEN	119	28	178	19.4218.1121.21	19.4218.1221.21	1200 x 72 x 58
			116	35	176	19.4220.1121.21	19.4220.1221.21	1500 x 72 x 58
			119	35	172	19.4218.2121.21	19.4218.2221.21	1200 x 72 x 58
			120	43	178	19.4220.2421.21	19.4220.2521.21	1500 x 92 x 60
			119	48	178	19.4218.3421.21	19.4218.3521.21	1200 x 92 x 60
			120	61	184	19.4220.3421.21	19.4220.3521.21	1500 x 92 x 60
			119	28	180	19.4218.1123.21	19.4218.1323.21	1200 x 72 x 58
	DALI	PC-FROZEN	116	35	178	19.4220.1123.21	19.4220.1323.21	1500 x 72 x 58
			119	35	176	19.4218.2123.21	19.4218.2323.21	1200 x 72 x 58
			120	43	172	19.4220.2423.21	19.4220.2623.21	1500 x 92 x 60
			119	48	178	19.4218.3423.21	19.4218.3623.21	1200 x 92 x 60
			120	61	184	19.4220.3423.21	19.4220.3623.21	1500 x 92 x 60
				61	180	19.4220.3423.21	19.4220.3623.21	1500 x 92 x 60

¹ For suspended instalation accessories not included

Neptun LED Compact V2 standard offer

3000K, 100.000h L80 IP66

3000K	100000h L80/B10	IP 66	CRI >80	SDCM 3
-------	--------------------	----------	------------	-----------

Installation	Driver	Diffuser	Beam	W	Lm/W	Sales Index		Dimensions [mm]
						stand alone	through wiring	
Surface & suspended ¹	ON/OFF	PC-FROZEN	120	53	158	19.4349.4211.21	19.4349.5211.21	1500 x 92 x 60
				71	153	19.4349.4311.21	19.4349.5311.21	1500 x 92 x 60
	DALI	PC-FROZEN	120	53	158	19.4349.4213.21	19.4349.6213.21	1500 x 92 x 60
				71	153	19.4349.4313.21	19.4349.6313.21	1500 x 92 x 60

¹ For suspended instalation accessories not included

4000K, 100.000h L80 IP66

4000K	100000h L80/B10	IP 66	CRI >80	SDCM 3
-------	--------------------	----------	------------	-----------

Installation	Driver	Diffuser	Beam	W	Lm/W	Sales Index		Dimensions [mm]
						stand alone	through wiring	
Surface & suspended ¹	ON/OFF	PC-FROZEN	120	53	167	19.4349.4221.21	19.4349.5221.21	1500 x 92 x 60
				71	161	19.4349.4321.21	19.4349.5321.21	1500 x 92 x 60
	DALI	PC-FROZEN	120	53	167	19.4349.4223.21	19.4349.6223.21	1500 x 92 x 60
				71	161	19.4349.4323.21	19.4349.6323.21	1500 x 92 x 60

¹ For suspended instalation accessories not included

3000K, 90.000h L80 IP66

3000K	90000h L80/B10	IP 66	CRI >80	SDCM 3
-------	-------------------	----------	------------	-----------

Installation	Driver	Diffuser	Beam	W	Lm/W	Sales Index		Dimensions [mm]
						stand alone	through wiring	
Surface & suspended ¹	ON/OFF	PC-OPAL	107	17	147	19.4352.1111.21	19.4352.2111.21	1200 x 72 x 58
				25	142	19.4352.1211.21	19.4352.2211.21	1200 x 72 x 58
				38	133	19.4352.1311.21	19.4352.2311.21	1200 x 72 x 58
				50	142	19.4352.4411.21	19.4352.5411.21	1200 x 92 x 60
				58	140	19.4352.4511.21	19.4352.5511.21	1200 x 92 x 60
				67	136	19.4352.4611.21	19.4352.5611.21	1200 x 92 x 60
	DALI	PC-OPAL	107	17	147	19.4352.1113.21	—	1200 x 72 x 58
				25	142	19.4352.1213.21	—	1200 x 72 x 58
				38	133	19.4352.1313.21	—	1200 x 72 x 58
				50	142	19.4352.4413.21	19.4352.6411.21	1200 x 92 x 60
				58	140	19.4352.4513.21	19.4352.6511.21	1200 x 92 x 60
				67	136	19.4352.4613.21	19.4352.6611.21	1200 x 92 x 60

¹ For suspended installation accessories not included

4000K, 90.000h L80 IP66

4000K	90000h L80/B10	IP 66	CRI >80	SDCM 3
-------	-------------------	----------	------------	-----------

Installation	Driver	Diffuser	Beam	W	Lm/W	Sales Index		Dimensions [mm]
						stand alone	through wiring	
Surface & suspended ¹	ON/OFF	PC-OPAL	107	17	153	19.4352.1121.21	19.4352.2121.21	1200 x 72 x 58
				25	148	19.4352.1221.21	19.4352.2221.21	1200 x 72 x 58
				38	139	19.4352.1321.21	19.4352.2321.21	1200 x 72 x 58
				50	148	19.4352.4421.21	19.4352.5421.21	1200 x 92 x 60
				58	145	19.4352.4521.21	19.4352.5521.21	1200 x 92 x 60
				67	142	19.4352.4621.21	19.4352.5621.21	1200 x 92 x 60
	DALI	PC-FROZEN	119	25	169	—	19.3205.0035.21	1200 x 72 x 58
				36	161	—	19.3205.0036.21	1200 x 72 x 58
				124	156	—	19.3207.0025.21	600 x 72 x 58
		PC-OPAL	107	17	153	19.4352.1123.21	—	1200 x 72 x 58
				25	148	19.4352.1223.21	—	1200 x 72 x 58
				38	139	19.4352.1323.21	—	1200 x 72 x 58
				50	148	19.4352.4423.21	19.4352.6423.21	1200 x 92 x 60
				58	145	19.4352.4523.21	19.4352.6521.21	1200 x 92 x 60
				67	142	19.4352.4623.21	19.4352.6621.21	1200 x 92 x 60

¹ For suspended installation accessories not included

Neptun LED Compact V2 standard offer

3000K, 80.000h L80 IP66

3000K	80000h L80/B10	IP 66	CRI >80	SDCM 3
-------	-------------------	----------	------------	-----------

Installation	Driver	Diffuser	Beam	W	Lm/W	Sales Index		Dimensions [mm]
						stand alone	through wiring	
Surface & suspended ¹	ON/OFF	PC-FROZEN	116	35	153	19.4349.1111.21	19.4349.2111.21	1500 x 72 x 58
			119	16	162	19.4351.1111.21	19.4351.2111.21	1200 x 72 x 58
				27	155	19.4351.1211.21	19.4351.2211.21	1200 x 72 x 58
				38	147	19.4351.1311.21	19.4351.2311.21	1200 x 72 x 58
				53	155	19.4351.4411.21	19.4351.5411.21	1200 x 92 x 60
				65	151	19.4351.4511.21	19.4351.5511.21	1200 x 92 x 60
				76	147	19.4351.4611.21	19.4351.5611.21	1200 x 92 x 60
			123	27	148	19.4353.4411.21	19.4353.5411.21	600 x 92 x 60
			124	11	142	19.4353.1111.21	19.4353.2111.21	600 x 72 x 58
				17	140	19.4353.1311.21	19.4353.2311.21	600 x 72 x 58
	DALI	PC-FROZEN	116	35	153	19.4349.1113.21	19.4349.3113.21	1500 x 72 x 58
			119	16	162	19.4351.1113.21	19.4351.3113.21	1200 x 72 x 58
				27	155	19.4351.1213.21	19.4351.3213.21	1200 x 72 x 58
				38	147	19.4351.1313.21	19.4351.3313.21	1200 x 72 x 58
				53	155	19.4351.4413.21	19.4351.6413.21	1200 x 92 x 60
				65	151	19.4351.4513.21	19.4351.6513.21	1200 x 92 x 60
				76	147	19.4351.4613.21	19.4351.6613.21	1200 x 92 x 60
			123	27	148	19.4353.4413.21	19.4353.6413.21	600 x 92 x 60
			124	11	142	19.4353.1113.21	19.4353.3113.21	600 x 72 x 58
				17	140	19.4353.1313.21	19.4353.3313.21	600 x 72 x 58


¹ For suspended instalation accessories not included

4000K, 80.000h L80 IP66

4000K	80000h L80/B10	IP 66	CRI >80	SDCM 3
-------	-------------------	----------	------------	-----------

Installation	Driver	Diffuser	Beam	W	Lm/W	Sales Index		Dimensions [mm]
						stand alone	through wiring	
Surface & suspended ¹	ON/OFF	PC-FROZEN	116	35	162	19.4349.1121.21	19.4349.2121.21	1500 x 72 x 58
			119	16	169	19.4351.1121.21	19.4351.2121.21	1200 x 72 x 58
				27	161	19.4351.1221.21	19.4351.2221.21	1200 x 72 x 58
				38	153	19.4351.1321.21	19.4351.2321.21	1200 x 72 x 58
				53	162	19.4351.4421.21	19.4351.5421.21	1200 x 92 x 60
				65	157	19.4351.4521.21	19.4351.5521.21	1200 x 92 x 60
				76	153	19.4351.4621.21	19.4351.5621.21	1200 x 92 x 60
			123	27	155	19.4353.4421.21	19.4353.5421.21	600 x 92 x 60
			124	11	148	19.4353.1121.21	19.4353.2121.21	600 x 72 x 58
				17	146	19.4353.1321.21	19.4353.2321.21	600 x 72 x 58
	DALI	PC-FROZEN	116	35	162	19.4349.1123.21	19.4349.3123.21	1500 x 72 x 58
			119	16	169	19.4351.1123.21	19.4351.3123.21	1200 x 72 x 58
				27	161	19.4351.1223.21	19.4351.3223.21	1200 x 72 x 58
				38	153	19.4351.1323.21	19.4351.3323.21	1200 x 72 x 58
				53	162	19.4351.4423.21	19.4351.6423.21	1200 x 92 x 60
				65	157	19.4351.4523.21	19.4351.6523.21	1200 x 92 x 60
				76	153	19.4351.4623.21	19.4351.6623.21	1200 x 92 x 60
			123	27	155	19.4353.4423.21	19.4353.6423.21	600 x 92 x 60
			124	11	148	19.4353.1123.21	19.4353.3123.21	600 x 72 x 58
				17	146	19.4353.1323.21	19.4353.3323.21	600 x 72 x 58

¹ For suspended instalation accessories not included




Our values

European design, customised solutions and competitive edge

Created in Barcelona, Spain, and developed in Poland, our products combine European design with high quality and efficiency. At the very centre of our work is our passion for lighting and functional design. The superior performance aligned with aesthetics and simplicity of installation and maintenance makes it a perfect

solution for any space. Thanks to a variety of customisable options, it is possible to adjust our products to the needs of a specific project, including all kinds of spaces in retail facilities and offices, as well as architectural, public, outdoor, medical, and industrial spaces.



Design

Designed in Barcelona

From the moment we started our company in Barcelona in 1929, the value of design has been part of LUXIONA's soul. Since the invention of the first electrified track system inspired by the trolleybuses on the streets of Barcelona, the source of inspiration for our products is based on this city that exudes design, art, and the avant-garde.

We have an international presence with offices in Spain, France, Italy, Germany, and Poland, but it is here in Barcelona where the research and product development team is located to keep the initial spirit alive in each of our luminaires, always at the cutting edge of sustainable technologies. The result is lighting solutions that offer a comfortable visual experience, which enhances your well-being while respecting the environment.



DESIGN PLUS

LUXIONA worldwide



Commercial offices:

Spain, Poland, France, Italy,
Germany

Logistics centre:

Spain

Production:

Poland / Spain (emergency)

LUXIONA

LUXIONA Headquarters

C/ Diputació, 180, 4A
08011 Barcelona
Spain
+34 938 466 909
info@luxiona.com

Spain

C/ Diputació, 180, 4A
08011 Barcelona
Spain
+34 938 466 909
info@luxiona.com

Germany

Berlin Leuchtenfabrik,
Haus A / 1. Etage
Edisonstr. 63
12459 Berlin, Germany
+49 3040 535 600
info@luxiona.de

France

7 Rue Colonel Chambonnet
69500 Bron
France
+33 472 146 666
info.france@luxiona.com

Marketing

marketing@luxiona.com

luxiona.com

support@luxiona.com

Poland

ul. Komitetu Obrony Robotników 48
02-146 Warszawa
Poland
+48 22 721 72 72
info.poland@luxiona.com

Italy

Via Luigi Cadamosto 4
26900 Lodi (LO)
Italy
+39 0 298 274 010
info.italy@luxiona.com

Export


Export Department
+48 505 695 638
customer.care@luxiona.com

Purchasing

globalpurchasing@luxiona.com

[Linkedin.com/company/luxiona](https://www.linkedin.com/company/luxiona)
 [Facebook.com/luxionagroup](https://www.facebook.com/luxionagroup)
 [Instagram.com/luxionagroup](https://www.instagram.com/luxionagroup)
 [YouTube: LUXIONA Group](https://www.youtube.com/channel/UC...)





luxiona.com