

# X-Line

**Slight / Slim / Pro**

LUXIONA


EN

# Index

2	Introduction
25	X-Line Slight
39	X-Line Slim
57	X-Line Pro
67	X-Line System
99	Our Values
103	LUXIONA worldwide
103	Contact

LUXIONA





## Maximum performance in a minimal design

LUXIONA presents the X-Line family of luminaires, the perfect solution for modern offices and commercial environments. Engineered for the highest efficiency and performance, these luminaires are equipped with state-of-the-art, high-quality LED technology, ensuring optimal light output with minimal energy consumption and beautiful minimalistic design.

# X-Line: Linear luminaires for offices & commercial spaces

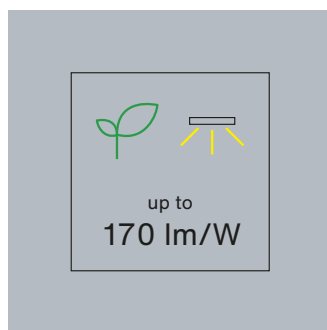
**Perfect for focused work in modern office settings as well as general lighting in commercial spaces, the X-Line luminaires ensure a well-lit environment that supports comfort, productivity and engagement.**

One of the standout features of the X-Line family is its diverse range of available versions, both standard and customised, delivering superior colour rendering (high CRI) and low unified glare rating (UGR), creating glare-free lighting that promotes comfort and visual well-being.

Available as both standalone linear luminaires or as part of a modular system, the X-Line family offers incredible design flexibility. It enables the creation of continuous lines of light, allowing designers and architects to tailor lighting solutions

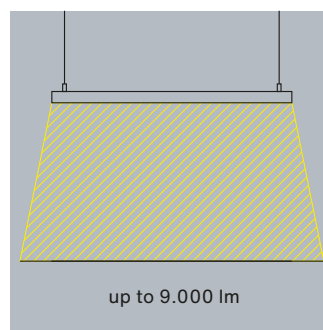
that seamlessly fit any space, from open-plan offices to sophisticated retail environments. The possibility to customise the luminaires in terms of their length, colour finishing and optical parameters gives even more flexibility to fit any interior design.

What sets the X-Line family apart is its minimalistic design. With a compact profile, these luminaires visually integrate into architectural spaces without overpowering the design. The discreet form enhances the aesthetics while delivering powerful, uniform lighting.



## **Highest efficiency LEDs**

Up to 170 lm/W reduces energy bills and minimises environmental impact, translating to long-term savings with high performance and sustainability.



## **Outstanding parameters**

With up to 9,000 lm, X-Line family delivers direct and indirect lighting, plus a low glare option for optimal office comfort.




## **Easy architectural integration**

X-Line family range of luminaires, with its minimalist and linear design, seamlessly fits into any architectural style.



LUXIONA



1

## **X-Line Slight**

### **Powerful lighting in an ultra-slim design**

The X-Line Slight luminaires deliver up to 9,000 lumens from a sleek 34mm wide body, seamlessly integrating into any space without drawing attention and leaving only the light itself to shine.

Featuring discreet grey PC endcaps and HIPS or aluminum plates that mask the electronics, this luminaire is also available with aluminum louvers in selected models for enhanced lighting control. Ideal for modern interiors, X-Line Slight offers powerful performance with a minimalistic aesthetic.

2

## **X-Line Slim**

### **Compact design with high performance**

The X-Line Slim luminaires take lighting innovation to the next level with a reduced 48mm profile, while still delivering the exceptional benefits of the X-Line Pro. Available as standalone luminaires or linear systems, they feature sleek endcaps and plates that conceal the electronics.

Certain models also offer aluminum louvers for enhanced light control without glare, along with direct or up-and-down light emission patterns for versatile lighting solutions. Perfect for spaces where design and performance meet.

3

## **X-Line Pro**

### **Well balanced solution for versatile needs**

The X-Line Pro luminaires offer an outstanding balance between cost and performance in a sleek, minimalist profile that effortlessly blends into any architectural design.

With aluminum endcaps matching the body, and optional aluminum louvers, these luminaires provide both direct and up-and-down light emission. The recessed diffuser stays discreet, ensuring the focus remains on the quality of light. Ideal for projects requiring both sophistication and efficiency.

SPORTOWE MARKI

NAJLEPSZE CENY



Silesia Jeans  
WE HAVE YOUR JEANS.



SEMILAC

Levi's

WYSTAR

Silesia Jeans

WYSTAR

WYSTAR

WYSTAR

WYSTAR

WYSTAR

WYSTAR

WYSTAR

WYSTAR

WYSTAR

WYSTAR

WYSTAR

WYSTAR

WYSTAR

WYSTAR

WYSTAR

WYSTAR

WYSTAR

WYSTAR



SWISS  
SWISS

Atlantic

ET

sm  
co

Lee Wangler

EXIT

## Different lighting possibilities

The X-Line product range is designed to adapt to diverse project requirements and individual preferences, offering a variety of light distributions both direct and indirect, and colour temperature options. Whether the need is for a standard setup or a customized solution, the range includes luminaires equipped with non-standard light sources, such as a 6500K or warm 3000K standard option, ideal for creating a cozy and inviting atmosphere.


For even greater flexibility, the X-Line range features versions with Tunable White technology, enabling dynamic

adjustment of colour temperatures.


This allows users to tailor the lighting to the time of day, task, or desired ambiance, making it an excellent choice for offices where productivity, focus and well-being are achieved thanks to lighting aligned to circadian rhythm.

By combining wide range of light distributions, colour temperature and Tunable White option, the X-Line product range ensures that every lighting solution aligns perfectly with the specific needs of the project and its users.

direct



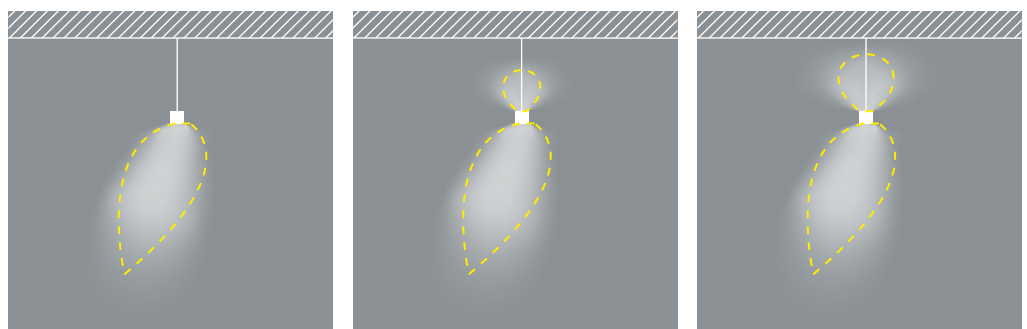
up&down



asymmetric



up&down




3000K

(standard)




4000K

(standard)




6500K

(optional)




Tunable  
White

(optional)





# All possibilities for diffusers



1. PLX



2. Micro-PRM



3. LOW UGR louvers



4. Optics

## 1. PLX Diffuser

The PLX diffuser is crafted from high-quality PMMA (polymethyl methacrylate) and features a smooth, opal finish. This design ensures uniform, diffused light distribution, making it a popular choice for general lighting applications. Its simplicity and effectiveness make it ideal for standard yet efficient lighting solutions.

## 2. Micro-PRM Diffuser

The Micro-PRM diffuser, made from durable PMMA (polymethyl methacrylate), features a microprismatic structure that delivers a more focused and controlled light distribution. This design minimizes glare, ensuring visual comfort, which makes it an excellent choice for office lighting and other environments requiring precise, low-glare illumination.

## 3. Low UGR Louvers

Low UGR louvers are designed to reduce glare, providing the most comfortable and visually pleasant lighting experience. Their ability to minimize glare makes them an ideal solution for office environments, ensuring compliance with lighting standards and enhancing productivity.

## 4. Optics

The Optics system features advanced PMMA lens technology designed for precise light control and distribution. This solution ensures high efficiency and targeted illumination, making it ideal for applications that require focused and accurate lighting performance.

# Highest quality technologies



## Drivers

X-Line luminaires are equipped with premium, first-brand high-quality drivers. These long-life drivers ensure reliable performance, extending the lifespan of your lighting system while optimizing cost-effectiveness and delivering a better return on investment for your projects.



Exceptional electronic features include ultra-rapid warm-up, overload and over-temperature protection, and outstanding efficiency.



High quality marks certifies our commitment to going beyond standards.



Featuring excellent performance parameters, including ultra-low ripple, precise output current tolerance, and minimal Total Harmonic Distortion (THD), these components ensure the reliability and quality of the electrical network.



Available in On/Off and DALI versions, including NFC programming, these solutions meet all market standards. They feature amplitude or PWM control and built-in Constant Lumen Output (CLO) capabilities for enhanced functionality and efficiency.



## LED sources

The LED sources used in the X-Line family represent the best in industry-leading solutions. In some cases, they are custom-designed to maximize the performance potential of market-leading diode manufacturers, ensuring superior efficiency and quality.

LMF  
96

Up to  
90000h

Small  
pitch

The X-Line strikes the perfect balance between LED durability, maximizing investment, and ensuring light uniformity with a small LED pitch. Its exceptional LED performance guarantees reliability and consistent, high-quality illumination.

CRI  
>80

CRI  
>90

SDCM  
3

RG1

Light quality starts with exceptional LED sources, and the X-Line range delivers just that. It ensures high colour stability, excellent colour rendering, and end-user safety with RG1 protection in compliance with IEC/TR 62778 standards.



## Diffusers



The PC and PMMA diffusers are designed to prevent hotspots from LED sources, eliminating unwanted light cones. They ensure a smooth, uniform light output with a bright and seamless appearance.



The PMMA diffusers are made with special acrylic compounds that prevent UV-induced yellowing over time, ensuring long-term stability in colour temperature and maintaining consistent lighting quality.

ISO  
489

ISO  
13468-2



The specialized diffusers in the X-Line ensure best UGR parameters when required, without compromising luminaire efficiency or increasing power consumption. With light transmittance exceeding 90%, they deliver optimal performance and visual comfort.

The diffusers are designed to withstand thermal stress caused by temperature fluctuations and the high efficiency of LED sources exceeding 200 lm/W. Their durability is ensured through compliance with the GWFI test under IEC 60695-2-12 standards.

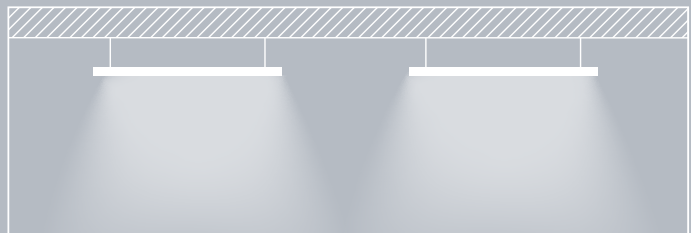
# Wide range of installation types




Stand alone  
surface  
installation



Stand alone  
suspended  
installation




Stand alone  
recessed  
installation




Linear light  
surface installation



Linear light  
suspended  
installation



Linear light  
recessed  
installation





# Unleashing creativity with colour

**The X-Line luminaire range offers unparalleled design flexibility with a variety of colour options, empowering designers to bring their creative visions to life.**

With the ability to customize luminaires in any RAL palette shade, the possibilities are endless. A classic white finish seamlessly integrates with ceilings or walls, maintaining a clean and subtle aesthetic. However, when visual contrast is desired,

vibrant colour choices can transform a luminaire into a striking focal point or a harmonious element of the overall design. Whether blending in or standing out, X-Line luminaires adapt effortlessly to any space.

Black  
(standard)



Silver  
(standard)



White  
(standard)




Gold  
(optional)



Copper  
(optional)








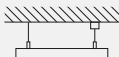
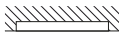








**Endless possibilities  
with wide range  
of standard solutions**





# X-Line standard possibilities



Feature		X-Line Slight	X-Line Slim	X-Line Pro
Drivers	ON/OFF	●	●	●
	DALI	●	●	●
Power	max [W]	95	95	95
Efficiency	up to	157	157	169
Lifetime	100.000h L80/B10	●	●	●
SDCM	SDCM 3	●	●	●
CRI	CRI>80	●	●	●
UGR	UGR<19	●	●	●
Distributions	Direct patterns	●	●	●
	Up&Down patterns	●	●	●
Finishing	white	●	●	●
	black	●	●	●
	alu	●	●	●
	grey	●	●	●
Installation	Surface 	●	●	●
	Suspended 	●	●	●
	Recessed 	●	●	●
Beam	Flood	●	●	●
	Asymmetric distribution	●	●	●
	Narrow (46°)	●	●	●
Diffusers	PLX	●	●	●
	MPRM	●	●	●
	Louver	●	●	●
	Optics	●	●	●
K	3000	●	●	●
	4000	●	●	●
	Tunable White	●	●	●
Lengths [mm]	600 	●	●	●
	800 	●	●	●
	1100 	●	●	●
	1400 	●	●	●
	1600 	●	●	●
	2200 	●	●	●

\* For customisation possibilities see on page 28, 34, 38



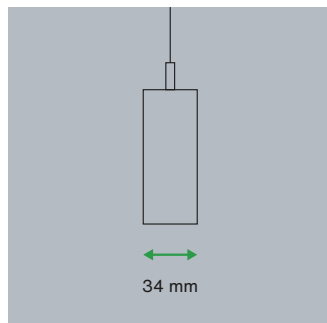


# X-Line Slight



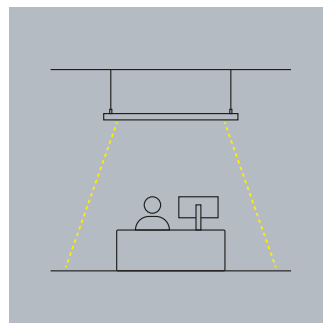
## Luminaire with a thinnest, and elegant line

Characterised by an aluminium profile with a minimised width up to 34mm wide, and a diffuser recessed into the body and aesthetically flushed with the equipment.



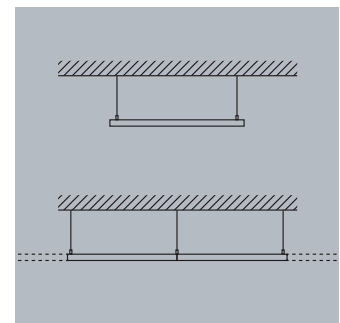
### Slimmest design

Featuring slimmest 34 mm wide profile, X-Line Slight stands as the most slender professional office lighting luminaire.



### Perfect for offices

Specially developed for the requirements of office workplaces.



### Single & system versions

Available both in stand alone and system version.



## Family range



### **X-LINE SLIGHT LOW UGR LED** **X-LINE SLIGHT SURFACE LOW UGR LED**

The product family offers top-performing lighting solutions designed for office and work environments, featuring louver options for glare control with UGR<19. By prioritizing well-being, productivity, and comfort, it ensures optimal visual clarity, enhances focus, and creates pleasant atmosphere. Available both in suspended and surface mounted versions luminaires are easily integrated into any space.



### **X-LINE SLIGHT UP&DOWN LED**























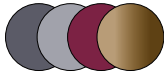





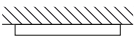
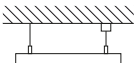
This product family combines Up & Down lighting patterns in 3000K and 4000K, available in both On/Off and DALI options. With PLX, MPRM, and Optics diffusers, it delivers versatile and efficient illumination tailored for offices and commercial spaces, ensuring a balanced, comfortable, and visually appealing environment with soft, diffused, non-direct lighting patterns.



### **X-LINE SLIGHT LED** **X-LINE SLIGHT SURFACE LED**

This product range delivers powerful direct light emission in 3000K and 4000K, with options for both On/Off and DALI control. Equipped with PLX, MPRM, and Optics diffusers, it provides precise and efficient lighting, making it perfect for office and commercial environments. The direct light ensures enhanced clarity and focus, contributing to a productive and comfortable atmosphere. Suspended and surface mounted versions provide designers with flexibility to match requirements of any project and interior.

# X-Line Slight Customisation

	Standard possibilities <span style="border: 1px solid black; border-radius: 50%; padding: 2px;">S</span>	Adaptations <span style="background-color: #d4edda; border: 1px solid #c3e6cb; border-radius: 50%; padding: 2px;">A</span>	Modifications <span style="background-color: #d6d8db; border: 1px solid #c6c8ca; border-radius: 50%; padding: 2px;">M</span>
<b>Information:</b>	Technical info in web 	Quick technical info sending 	
<b>Samples delivery:</b>	Extra urgent samples delivery 	Fast samples delivery 	You define the requirements and limits, our engineers strive to exceed them 
<b>Quotation and order delivery</b>	Immediate quotation and quick order delivery 	Standardized quotation and delivery from Europe 	
<b>Colour temperature:</b>	3000K  4000K 	6500K 	other K
<b>Drivers:</b>	ON/OFF  DALI 	CASAMBI  BTE 	KNX  ZIGBEE 
<b>Light distribution:</b>	direct  up&down 		asymmetric 
<b>Finishing:</b>	anodised aluminum  black  white 	any RAL colour 	
<b>Standard offer lengths [mm]:</b>	600  800  1100  1600  2200 	Different customised lengths up to 2400	different customised lengths > 2400
<b>Installation:</b>	Surface  Suspended 		



# X-Line Slight standard offer

3000K, ON-OFF, direct emission pattern

3000K

ON/  
OFF

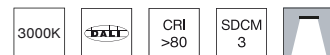
CRI  
>80

SDCM  
3



Installation	Diffuser	Beam	W	Lm/W	Sales Index				Dimensions [mm]	
					anodised aluminium	black	grey	white		
Suspended	Louver	45	08	106	19.4084.1111.24	19.4084.1111.04	19.4084.1111.21	19.4084.1111.34	800 x 34 x 68	
			11	112	19.4084.2311.24	19.4084.2311.04	19.4084.2311.21	19.4084.2311.34	1200 x 34 x 68	
			13	104	19.4084.1211.24	19.4084.1211.04	19.4084.1211.21	19.4084.1211.34	800 x 34 x 68	
			15	117	19.4084.3511.24	19.4084.3511.04	19.4084.3511.21	19.4084.3511.34	1600 x 34 x 68	
			18	116	19.4084.4411.24	19.4084.4411.04	19.4084.4411.21	19.4084.4411.34	2000 x 34 x 68	
			19	108	19.4084.2411.24	19.4084.2411.04	19.4084.2411.21	19.4084.2411.34	1200 x 34 x 68	
			26	108	19.4084.3611.24	19.4084.3611.04	19.4084.3611.21	19.4084.3611.34	1600 x 34 x 68	
			32	108	19.4084.4811.24	19.4084.4811.04	19.4084.4811.21	19.4084.4811.34	2000 x 34 x 68	
	Micro-PRM	92	09	133	19.4085.5111.24	19.4085.5111.04	19.4085.5111.21	19.4085.5111.34	572 x 34 x 68	
			13	136	19.4085.5211.24	19.4085.5211.04	19.4085.5211.21	19.4085.5211.34	572 x 34 x 68	
			16	146	19.4085.6311.24	19.4085.6311.04	19.4085.6311.21	19.4085.6311.34	1134 x 34 x 68	
			24	146	19.4085.7511.24	19.4085.7511.04	19.4085.7511.21	19.4085.7511.34	1693 x 34 x 68	
			26	140	19.4085.6611.24	19.4085.6611.04	19.4085.6611.21	19.4085.6611.34	1134 x 34 x 68	
			31	146	19.4085.8711.24	19.4085.8711.04	19.4085.8711.21	19.4085.8711.34	2256 x 34 x 68	
			39	140	19.4085.7811.24	19.4085.7811.04	19.4085.7811.21	19.4085.7811.34	1693 x 34 x 68	
			52	140	19.4085.8911.24	19.4085.8911.04	19.4085.8911.21	19.4085.8911.34	2256 x 34 x 68	
	PLX	100	09	122	19.4085.1111.24	19.4085.1111.04	19.4085.1111.21	19.4085.1111.34	572 x 34 x 68	
			13	125	19.4085.1211.24	19.4085.1211.04	19.4085.1211.21	19.4085.1211.34	572 x 34 x 68	
			16	134	19.4085.2311.24	19.4085.2311.04	19.4085.2311.21	19.4085.2311.34	1134 x 34 x 68	
			24	134	19.4085.3511.24	19.4085.3511.04	19.4085.3511.21	19.4085.3511.34	1693 x 34 x 68	
			26	129	19.4085.2611.24	19.4085.2611.04	19.4085.2611.21	19.4085.2611.34	1134 x 34 x 68	
			31	134	19.4085.4711.24	19.4085.4711.04	19.4085.4711.21	19.4085.4711.34	2256 x 34 x 68	
			39	129	19.4085.3811.24	19.4085.3811.04	19.4085.3811.21	19.4085.3811.34	1693 x 34 x 68	
			52	129	19.4085.4911.24	19.4085.4911.04	19.4085.4911.21	19.4085.4911.34	2256 x 34 x 68	
	Surface	Louver	45	08	106	19.4309.1111.24	19.4309.1111.04	19.4309.1111.21	19.4309.1111.34	800 x 34 x 68
				11	112	19.4309.2311.24	19.4309.2311.04	19.4309.2311.21	19.4309.2311.34	1200 x 34 x 68
				13	104	19.4309.1211.24	19.4309.1211.04	19.4309.1211.21	19.4309.1211.34	800 x 34 x 68
				15	117	19.4309.3511.24	19.4309.3511.04	19.4309.3511.21	19.4309.3511.34	1600 x 34 x 68
18				116	19.4309.4411.24	19.4309.4411.04	19.4309.4411.21	19.4309.4411.34	2000 x 34 x 68	
19				108	19.4309.2411.24	19.4309.2411.04	19.4309.2411.21	19.4309.2411.34	1200 x 34 x 68	
26				108	19.4309.3611.24	19.4309.3611.04	19.4309.3611.21	19.4309.3611.34	1600 x 34 x 68	
32				108	19.4309.4811.24	19.4309.4811.04	19.4309.4811.21	19.4309.4811.34	2000 x 34 x 68	
Micro-PRM		92	09	133	19.4087.5111.24	19.4087.5111.04	19.4087.5111.21	19.4087.5111.34	572 x 34 x 68	
			13	136	19.4087.5211.24	19.4087.5211.04	19.4087.5211.21	19.4087.5211.34	572 x 34 x 68	
			16	146	19.4087.6311.24	19.4087.6311.04	19.4087.6311.21	19.4087.6311.34	1134 x 34 x 68	
			24	146	19.4087.7511.24	19.4087.7511.04	19.4087.7511.21	19.4087.7511.34	1693 x 34 x 68	
			26	140	19.4087.6611.24	19.4087.6611.04	19.4087.6611.21	19.4087.6611.34	1134 x 34 x 68	
			31	146	19.4087.8711.24	19.4087.8711.04	19.4087.8711.21	19.4087.8711.34	2256 x 34 x 68	
			39	140	19.4087.7811.24	19.4087.7811.04	19.4087.7811.21	19.4087.7811.34	1693 x 34 x 68	
			52	140	19.4087.8911.24	19.4087.8911.04	19.4087.8911.21	19.4087.8911.34	2256 x 34 x 68	
PLX		100	09	122	19.4087.1111.24	19.4087.1111.04	19.4087.1111.21	19.4087.1111.34	572 x 34 x 68	
			13	125	19.4087.1211.24	19.4087.1211.04	19.4087.1211.21	19.4087.1211.34	572 x 34 x 68	
			16	134	19.4087.2311.24	19.4087.2311.04	19.4087.2311.21	19.4087.2311.34	1134 x 34 x 68	
			24	134	19.4087.3511.24	19.4087.3511.04	19.4087.3511.21	19.4087.3511.34	1693 x 34 x 68	
			26	129	19.4087.2611.24	19.4087.2611.04	19.4087.2611.21	19.4087.2611.34	1134 x 34 x 68	
			31	134	19.4087.4711.24	19.4087.4711.04	19.4087.4711.21	19.4087.4711.34	2256 x 34 x 68	
			39	129	19.4087.3811.24	19.4087.3811.04	19.4087.3811.21	19.4087.3811.34	1693 x 34 x 68	
			129	19.4087.4911.24	19.4087.4911.04	19.4087.4911.21	19.4087.4911.34	2256 x 34 x 68		

3000K, DALI, direct emission pattern



Installation	Diffuser	Beam	W	Lm/W	Sales Index				Dimensions [mm]	
					anodised aluminium	black	grey	white		
Suspended	Louver	45	08	106	19.4084.1113.24	19.4084.1113.04	19.4084.1113.21	19.4084.1113.34	800 x 34 x 68	
			11	112	19.4084.2313.24	19.4084.2313.04	19.4084.2313.21	19.4084.2313.34	1200 x 34 x 68	
			13	104	19.4084.1213.24	19.4084.1213.04	19.4084.1213.21	19.4084.1213.34	800 x 34 x 68	
			15	117	19.4084.3513.24	19.4084.3513.04	19.4084.3513.21	19.4084.3513.34	1600 x 34 x 68	
			18	116	19.4084.4413.24	19.4084.4413.04	19.4084.4413.21	19.4084.4413.34	2000 x 34 x 68	
			19	108	19.4084.2413.24	19.4084.2413.04	19.4084.2413.21	19.4084.2413.34	1200 x 34 x 68	
			26	108	19.4084.3613.24	19.4084.3613.04	19.4084.3613.21	19.4084.3613.34	1600 x 34 x 68	
			32	108	19.4084.4813.24	19.4084.4813.04	19.4084.4813.21	19.4084.4813.34	2000 x 34 x 68	
	Micro-PRM	92	09	133	19.4085.5113.24	19.4085.5113.04	19.4085.5113.21	19.4085.5113.34	572 x 34 x 68	
			13	136	19.4085.5213.24	19.4085.5213.04	19.4085.5213.21	19.4085.5213.34	572 x 34 x 68	
			16	146	19.4085.6313.24	19.4085.6313.04	19.4085.6313.21	19.4085.6313.34	1134 x 34 x 68	
			24	146	19.4085.7513.24	19.4085.7513.04	19.4085.7513.21	19.4085.7513.34	1693 x 34 x 68	
			26	140	19.4085.6613.24	19.4085.6613.04	19.4085.6613.21	19.4085.6613.34	1134 x 34 x 68	
			31	146	19.4085.8713.24	19.4085.8713.04	19.4085.8713.21	19.4085.8713.34	2256 x 34 x 68	
			39	140	19.4085.7813.24	19.4085.7813.04	19.4085.7813.21	19.4085.7813.34	1693 x 34 x 68	
			52	140	19.4085.8913.24	19.4085.8913.04	19.4085.8913.21	19.4085.8913.34	2256 x 34 x 68	
	PLX	100	09	122	19.4085.1113.24	19.4085.1113.04	19.4085.1113.21	19.4085.1113.34	572 x 34 x 68	
			13	125	19.4085.1213.24	19.4085.1213.04	19.4085.1213.21	19.4085.1213.34	572 x 34 x 68	
			16	134	19.4085.2313.24	19.4085.2313.04	19.4085.2313.21	19.4085.2313.34	1134 x 34 x 68	
			24	134	19.4085.3513.24	19.4085.3513.04	19.4085.3513.21	19.4085.3513.34	1693 x 34 x 68	
			26	129	19.4085.2613.24	19.4085.2613.04	19.4085.2613.21	19.4085.2613.34	1134 x 34 x 68	
			31	134	19.4085.4713.24	19.4085.4713.04	19.4085.4713.21	19.4085.4713.34	2256 x 34 x 68	
			39	129	19.4085.3813.24	19.4085.3813.04	19.4085.3813.21	19.4085.3813.34	1693 x 34 x 68	
			52	129	19.4085.4913.24	19.4085.4913.04	19.4085.4913.21	19.4085.4913.34	2256 x 34 x 68	
	Surface	Louver	45	08	106	19.4309.1113.24	19.4309.1113.04	19.4309.1113.21	19.4309.1113.34	800 x 34 x 68
				11	112	19.4309.2313.24	19.4309.2313.04	19.4309.2313.21	19.4309.2313.34	1200 x 34 x 68
				13	104	19.4309.1213.24	19.4309.1213.04	19.4309.1213.21	19.4309.1213.34	800 x 34 x 68
				15	117	19.4309.3513.24	19.4309.3513.04	19.4309.3513.21	19.4309.3513.34	1600 x 34 x 68
18				116	19.4309.4413.24	19.4309.4413.04	19.4309.4413.21	19.4309.4413.34	2000 x 34 x 68	
19				108	19.4309.2413.24	19.4309.2413.04	19.4309.2413.21	19.4309.2413.34	1200 x 34 x 68	
26				108	19.4309.3613.24	19.4309.3613.04	19.4309.3613.21	19.4309.3613.34	1600 x 34 x 68	
32				108	19.4309.4813.24	19.4309.4813.04	19.4309.4813.21	19.4309.4813.34	2000 x 34 x 68	
Micro-PRM		92	09	133	19.4087.5113.24	19.4087.5113.04	19.4087.5113.21	19.4087.5113.34	572 x 34 x 68	
			13	136	19.4087.5213.24	19.4087.5213.04	19.4087.5213.21	19.4087.5213.34	572 x 34 x 68	
			16	146	19.4087.6313.24	19.4087.6313.04	19.4087.6313.21	19.4087.6313.34	1134 x 34 x 68	
			24	146	19.4087.7513.24	19.4087.7513.04	19.4087.7513.21	19.4087.7513.34	1693 x 34 x 68	
			26	140	19.4087.6613.24	19.4087.6613.04	19.4087.6613.21	19.4087.6613.34	1134 x 34 x 68	
			31	146	19.4087.8713.24	19.4087.8713.04	19.4087.8713.21	19.4087.8713.34	2256 x 34 x 68	
			39	140	19.4087.7813.24	19.4087.7813.04	19.4087.7813.21	19.4087.7813.34	1693 x 34 x 68	
			52	140	19.4087.8913.24	19.4087.8913.04	19.4087.8913.21	19.4087.8913.34	2256 x 34 x 68	
PLX		100	09	122	19.4087.1113.24	19.4087.1113.04	19.4087.1113.21	19.4087.1113.34	572 x 34 x 68	
			13	125	19.4087.1213.24	19.4087.1213.04	19.4087.1213.21	19.4087.1213.34	572 x 34 x 68	
			16	134	19.4087.2313.24	19.4087.2313.04	19.4087.2313.21	19.4087.2313.34	1134 x 34 x 68	
			24	134	19.4087.3513.24	19.4087.3513.04	19.4087.3513.21	19.4087.3513.34	1693 x 34 x 68	
			26	129	19.4087.2613.24	19.4087.2613.04	19.4087.2613.21	19.4087.2613.34	1134 x 34 x 68	
			31	134	19.4087.4713.24	19.4087.4713.04	19.4087.4713.21	19.4087.4713.34	2256 x 34 x 68	
			39	129	19.4087.3813.24	19.4087.3813.04	19.4087.3813.21	19.4087.3813.34	1693 x 34 x 68	
			129	129	19.4087.4913.24	19.4087.4913.04	19.4087.4913.21	19.4087.4913.34	2256 x 34 x 68	

# X-Line Slight standard offer

3000K, ON-OFF, up&down emission pattern

3000K

ON/  
OFF

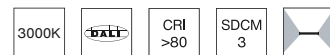
CRI  
>80

SDCM  
3



Installation	Diffuser	Beam	W	Lm/W	Sales Index				Dimensions [mm]
					anodised aluminium	black	grey	white	
Suspended	PLX-T/Micro-PRM	92	12	138	19.4086.5111.24	19.4086.5111.04	19.4086.5111.21	19.4086.5111.34	572 x 34 x 68
			19	137	19.4086.5211.24	19.4086.5211.04	19.4086.5211.21	19.4086.5211.34	572 x 34 x 68
			27	143	19.4086.6311.24	19.4086.6311.04	19.4086.6311.21	19.4086.6311.34	1134 x 34 x 68
			43	143	19.4086.7511.24	19.4086.7511.04	19.4086.7511.21	19.4086.7511.34	1693 x 34 x 68
			45	137	19.4086.6611.24	19.4086.6611.04	19.4086.6611.21	19.4086.6611.34	1134 x 34 x 68
			58	143	19.4086.8711.24	19.4086.8711.04	19.4086.8711.21	19.4086.8711.34	2256 x 34 x 68
			71	137	19.4086.7811.24	19.4086.7811.04	19.4086.7811.21	19.4086.7811.34	1693 x 34 x 68
	97	137	19.4086.8911.24	19.4086.8911.04	19.4086.8911.21	19.4086.8911.34	2256 x 34 x 68		
	12	131	19.4086.1111.24	19.4086.1111.04	19.4086.1111.21	19.4086.1111.34	572 x 34 x 68		
	19	130	19.4086.1211.24	19.4086.1211.04	19.4086.1211.21	19.4086.1211.34	572 x 34 x 68		
	27	136	19.4086.2311.24	19.4086.2311.04	19.4086.2311.21	19.4086.2311.34	1134 x 34 x 68		
	43	136	19.4086.3511.24	19.4086.3511.04	19.4086.3511.21	19.4086.3511.34	1693 x 34 x 68		
	45	130	19.4086.2611.24	19.4086.2611.04	19.4086.2611.21	19.4086.2611.34	1134 x 34 x 68		
	58	136	19.4086.4711.24	19.4086.4711.04	19.4086.4711.21	19.4086.4711.34	2256 x 34 x 68		
71	130	19.4086.3811.24	19.4086.3811.04	19.4086.3811.21	19.4086.3811.34	1693 x 34 x 68			
97	130	19.4086.4911.24	19.4086.4911.04	19.4086.4911.21	19.4086.4911.34	2256 x 34 x 68			

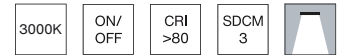
3000K, DALI, up&down emission pattern



Installation	Diffuser	Beam	W	Lm/W	Sales Index				Dimensions [mm]
					anodised aluminium	black	grey	white	
Suspended	PLX-T/Micro-PRM	92	12	138	19.4086.5113.24	19.4086.5113.04	19.4086.5113.21	19.4086.5113.34	572 x 34 x 68
			19	137	19.4086.5213.24	19.4086.5213.04	19.4086.5213.21	19.4086.5213.34	572 x 34 x 68
			27	143	19.4086.6313.24	19.4086.6313.04	19.4086.6313.21	19.4086.6313.34	1134 x 34 x 68
			43	143	19.4086.7513.24	19.4086.7513.04	19.4086.7513.21	19.4086.7513.34	1693 x 34 x 68
			45	137	19.4086.6613.24	19.4086.6613.04	19.4086.6613.21	19.4086.6613.34	1134 x 34 x 68
			58	143	19.4086.8713.24	19.4086.8713.04	19.4086.8713.21	19.4086.8713.34	2256 x 34 x 68
			71	137	19.4086.7813.24	19.4086.7813.04	19.4086.7813.21	19.4086.7813.34	1693 x 34 x 68
			97	137	19.4086.8913.24	19.4086.8913.04	19.4086.8913.21	19.4086.8913.34	2256 x 34 x 68
	PLX-T/PLX	100	12	131	19.4086.1113.24	19.4086.1113.04	19.4086.1113.21	19.4086.1113.34	572 x 34 x 68
			19	130	19.4086.1213.24	19.4086.1213.04	19.4086.1213.21	19.4086.1213.34	572 x 34 x 68
			27	136	19.4086.2313.24	19.4086.2313.04	19.4086.2313.21	19.4086.2313.34	1134 x 34 x 68
			43	136	19.4086.3513.24	19.4086.3513.04	19.4086.3513.21	19.4086.3513.34	1693 x 34 x 68
			45	130	19.4086.2613.24	19.4086.2613.04	19.4086.2613.21	19.4086.2613.34	1134 x 34 x 68
			58	136	19.4086.4713.24	19.4086.4713.04	19.4086.4713.21	19.4086.4713.34	2256 x 34 x 68
			71	130	19.4086.3813.24	19.4086.3813.04	19.4086.3813.21	19.4086.3813.34	1693 x 34 x 68
			97	130	19.4086.4913.24	19.4086.4913.04	19.4086.4913.21	19.4086.4913.34	2256 x 34 x 68

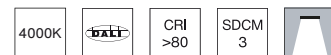
# X-Line Slight standard offer

4000K, ON-OFF, direct emission pattern



Installation	Diffuser	Beam	W	Lm/W	Sales Index				Dimensions [mm]	
					anodised aluminium	black	grey	white		
Suspended	Louver	45	08	111	19.4084.1121.24	19.4084.1121.04	19.4084.1121.21	19.4084.1121.34	800 x 34 x 68	
			11	118	19.4084.2321.24	19.4084.2321.04	19.4084.2321.21	19.4084.2321.34	1200 x 34 x 68	
			13	110	19.4084.1221.24	19.4084.1221.04	19.4084.1221.21	19.4084.1221.34	800 x 34 x 68	
			15	123	19.4084.3521.24	19.4084.3521.04	19.4084.3521.21	19.4084.3521.34	1600 x 34 x 68	
			18	122	19.4084.4421.24	19.4084.4421.04	19.4084.4421.21	19.4084.4421.34	2000 x 34 x 68	
			19	114	19.4084.2421.24	19.4084.2421.04	19.4084.2421.21	19.4084.2421.34	1200 x 34 x 68	
			26	114	19.4084.3621.24	19.4084.3621.04	19.4084.3621.21	19.4084.3621.34	1600 x 34 x 68	
			32	114	19.4084.4821.24	19.4084.4821.04	19.4084.4821.21	19.4084.4821.34	2000 x 34 x 68	
	Micro-PRM	92	09	143	19.4085.5121.24	19.4085.5121.04	19.4085.5121.21	19.4085.5121.34	572 x 34 x 68	
			13	146	19.4085.5221.24	19.4085.5221.04	19.4085.5221.21	19.4085.5221.34	572 x 34 x 68	
			16	157	19.4085.6321.24	19.4085.6321.04	19.4085.6321.21	19.4085.6321.34	1134 x 34 x 68	
			24	157	19.4085.7521.24	19.4085.7521.04	19.4085.7521.21	19.4085.7521.34	1693 x 34 x 68	
			26	151	19.4085.6621.24	19.4085.6621.04	19.4085.6621.21	19.4085.6621.34	1134 x 34 x 68	
			31	157	19.4085.8721.24	19.4085.8721.04	19.4085.8721.21	19.4085.8721.34	2256 x 34 x 68	
			39	151	19.4085.7821.24	19.4085.7821.04	19.4085.7821.21	19.4085.7821.34	1693 x 34 x 68	
			52	151	19.4085.8921.24	19.4085.8921.04	19.4085.8921.21	19.4085.8921.34	2256 x 34 x 68	
	PLX	100	09	132	19.4085.1121.24	19.4085.1121.04	19.4085.1121.21	19.4085.1121.34	572 x 34 x 68	
			13	134	19.4085.1221.24	19.4085.1221.04	19.4085.1221.21	19.4085.1221.34	572 x 34 x 68	
			16	144	19.4085.2321.24	19.4085.2321.04	19.4085.2321.21	19.4085.2321.34	1134 x 34 x 68	
			24	145	19.4085.3521.24	19.4085.3521.04	19.4085.3521.21	19.4085.3521.34	1693 x 34 x 68	
			26	139	19.4085.2621.24	19.4085.2621.04	19.4085.2621.21	19.4085.2621.34	1134 x 34 x 68	
			31	144	19.4085.4721.24	19.4085.4721.04	19.4085.4721.21	19.4085.4721.34	2256 x 34 x 68	
			39	139	19.4085.3821.24	19.4085.3821.04	19.4085.3821.21	19.4085.3821.34	1693 x 34 x 68	
			52	139	19.4085.4921.24	19.4085.4921.04	19.4085.4921.21	19.4085.4921.34	2256 x 34 x 68	
	Surface	Louver	45	08	111	19.4309.1121.24	19.4309.1121.04	19.4309.1121.21	19.4309.1121.34	800 x 34 x 68
				11	118	19.4309.2321.24	19.4309.2321.04	19.4309.2321.21	19.4309.2321.34	1200 x 34 x 68
				13	110	19.4309.1221.24	19.4309.1221.04	19.4309.1221.21	19.4309.1221.34	800 x 34 x 68
				15	123	19.4309.3521.24	19.4309.3521.04	19.4309.3521.21	19.4309.3521.34	1600 x 34 x 68
18				122	19.4309.4421.24	19.4309.4421.04	19.4309.4421.21	19.4309.4421.34	2000 x 34 x 68	
19				114	19.4309.2421.24	19.4309.2421.04	19.4309.2421.21	19.4309.2421.34	1200 x 34 x 68	
26				114	19.4309.3621.24	19.4309.3621.04	19.4309.3621.21	19.4309.3621.34	1600 x 34 x 68	
32				114	19.4309.4821.24	19.4309.4821.04	19.4309.4821.21	19.4309.4821.34	2000 x 34 x 68	
Micro-PRM		92	09	143	19.4087.5121.24	19.4087.5121.04	19.4087.5121.21	19.4087.5121.34	572 x 34 x 68	
			13	146	19.4087.5221.24	19.4087.5221.04	19.4087.5221.21	19.4087.5221.34	572 x 34 x 68	
			16	157	19.4087.6321.24	19.4087.6321.04	19.4087.6321.21	19.4087.6321.34	1134 x 34 x 68	
			24	157	19.4087.7521.24	19.4087.7521.04	19.4087.7521.21	19.4087.7521.34	1693 x 34 x 68	
			26	151	19.4087.6621.24	19.4087.6621.04	19.4087.6621.21	19.4087.6621.34	1134 x 34 x 68	
			31	157	19.4087.8721.24	19.4087.8721.04	19.4087.8721.21	19.4087.8721.34	2256 x 34 x 68	
			39	151	19.4087.7821.24	19.4087.7821.04	19.4087.7821.21	19.4087.7821.34	1693 x 34 x 68	
			52	151	19.4087.8921.24	19.4087.8921.04	19.4087.8921.21	19.4087.8921.34	2256 x 34 x 68	
PLX		100	09	132	19.4087.1121.24	19.4087.1121.04	19.4087.1121.21	19.4087.1121.34	572 x 34 x 68	
			13	134	19.4087.1221.24	19.4087.1221.04	19.4087.1221.21	19.4087.1221.34	572 x 34 x 68	
			16	144	19.4087.2321.24	19.4087.2321.04	19.4087.2321.21	19.4087.2321.34	1134 x 34 x 68	
			24	145	19.4087.3521.24	19.4087.3521.04	19.4087.3521.21	19.4087.3521.34	1693 x 34 x 68	
			26	139	19.4087.2621.24	19.4087.2621.04	19.4087.2621.21	19.4087.2621.34	1134 x 34 x 68	
			31	144	19.4087.4721.24	19.4087.4721.04	19.4087.4721.21	19.4087.4721.34	2256 x 34 x 68	
			39	139	19.4087.3821.24	19.4087.3821.04	19.4087.3821.21	19.4087.3821.34	1693 x 34 x 68	
			139	139	19.4087.4921.24	19.4087.4921.04	19.4087.4921.21	19.4087.4921.34	2256 x 34 x 68	

4000K, DALI, direct emission pattern



Installation	Diffuser	Beam	W	Lm/W	Sales Index				Dimensions [mm]	
					anodised aluminium	black	grey	white		
Suspended	Louver	45	08	111	19.4084.1123.24	19.4084.1123.04	19.4084.1123.21	19.4084.1123.34	800 x 34 x 68	
			11	118	19.4084.2323.24	19.4084.2323.04	19.4084.2323.21	19.4084.2323.34	1200 x 34 x 68	
			13	110	19.4084.1223.24	19.4084.1223.04	19.4084.1223.21	19.4084.1223.34	800 x 34 x 68	
			15	123	19.4084.3523.24	19.4084.3523.04	19.4084.3523.21	19.4084.3523.34	1600 x 34 x 68	
			18	122	19.4084.4423.24	19.4084.4423.04	19.4084.4423.21	19.4084.4423.34	2000 x 34 x 68	
			19	114	19.4084.2423.24	19.4084.2423.04	19.4084.2423.21	19.4084.2423.34	1200 x 34 x 68	
			26	114	19.4084.3623.24	19.4084.3623.04	19.4084.3623.21	19.4084.3623.34	1600 x 34 x 68	
			32	114	19.4084.4823.24	19.4084.4823.04	19.4084.4823.21	19.4084.4823.34	2000 x 34 x 68	
	Micro-PRM	92	09	143	19.4085.5123.24	19.4085.5123.04	19.4085.5123.21	19.4085.5123.34	572 x 34 x 68	
			13	146	19.4085.5223.24	19.4085.5223.04	19.4085.5223.21	19.4085.5223.34	572 x 34 x 68	
			16	157	19.4085.6323.24	19.4085.6323.04	19.4085.6323.21	19.4085.6323.34	1134 x 34 x 68	
			24	157	19.4085.7523.24	19.4085.7523.04	19.4085.7523.21	19.4085.7523.34	1693 x 34 x 68	
			26	151	19.4085.6623.24	19.4085.6623.04	19.4085.6623.21	19.4085.6623.34	1134 x 34 x 68	
			31	157	19.4085.8723.24	19.4085.8723.04	19.4085.8723.21	19.4085.8723.34	2256 x 34 x 68	
			39	151	19.4085.7823.24	19.4085.7823.04	19.4085.7823.21	19.4085.7823.34	1693 x 34 x 68	
			52	151	19.4085.8923.24	19.4085.8923.04	19.4085.8923.21	19.4085.8923.34	2256 x 34 x 68	
	PLX	100	09	132	19.4085.1123.24	19.4085.1123.04	19.4085.1123.21	19.4085.1123.34	572 x 34 x 68	
			13	134	19.4085.1223.24	19.4085.1223.04	19.4085.1223.21	19.4085.1223.34	572 x 34 x 68	
			16	144	19.4085.2323.24	19.4085.2323.04	19.4085.2323.21	19.4085.2323.34	1134 x 34 x 68	
			24	145	19.4085.3523.24	19.4085.3523.04	19.4085.3523.21	19.4085.3523.34	1693 x 34 x 68	
			26	139	19.4085.2623.24	19.4085.2623.04	19.4085.2623.21	19.4085.2623.34	1134 x 34 x 68	
			31	144	19.4085.4723.24	19.4085.4723.04	19.4085.4723.21	19.4085.4723.34	2256 x 34 x 68	
			39	139	19.4085.3823.24	19.4085.3823.04	19.4085.3823.21	19.4085.3823.34	1693 x 34 x 68	
			52	139	19.4085.4923.24	19.4085.4923.04	19.4085.4923.21	19.4085.4923.34	2256 x 34 x 68	
	Surface	Louver	45	08	111	19.4309.1123.24	19.4309.1123.04	19.4309.1123.21	19.4309.1123.34	800 x 34 x 68
				11	118	19.4309.2323.24	19.4309.2323.04	19.4309.2323.21	19.4309.2323.34	1200 x 34 x 68
				13	110	19.4309.1223.24	19.4309.1223.04	19.4309.1223.21	19.4309.1223.34	800 x 34 x 68
				15	123	19.4309.3523.24	19.4309.3523.04	19.4309.3523.21	19.4309.3523.34	1600 x 34 x 68
18				122	19.4309.4423.24	19.4309.4423.04	19.4309.4423.21	19.4309.4423.34	2000 x 34 x 68	
19				114	19.4309.2423.24	19.4309.2423.04	19.4309.2423.21	19.4309.2423.34	1200 x 34 x 68	
26				114	19.4309.3623.24	19.4309.3623.04	19.4309.3623.21	19.4309.3623.34	1600 x 34 x 68	
32				114	19.4309.4823.24	19.4309.4823.04	19.4309.4823.21	19.4309.4823.34	2000 x 34 x 68	
Micro-PRM		92	09	143	19.4087.5123.24	19.4087.5123.04	19.4087.5123.21	19.4087.5123.34	572 x 34 x 68	
			13	146	19.4087.5223.24	19.4087.5223.04	19.4087.5223.21	19.4087.5223.34	572 x 34 x 68	
			16	157	19.4087.6323.24	19.4087.6323.04	19.4087.6323.21	19.4087.6323.34	1134 x 34 x 68	
			24	157	19.4087.7523.24	19.4087.7523.04	19.4087.7523.21	19.4087.7523.34	1693 x 34 x 68	
			26	151	19.4087.6623.24	19.4087.6623.04	19.4087.6623.21	19.4087.6623.34	1134 x 34 x 68	
			31	157	19.4087.8723.24	19.4087.8723.04	19.4087.8723.21	19.4087.8723.34	2256 x 34 x 68	
			39	151	19.4087.7823.24	19.4087.7823.04	19.4087.7823.21	19.4087.7823.34	1693 x 34 x 68	
			52	151	19.4087.8923.24	19.4087.8923.04	19.4087.8923.21	19.4087.8923.34	2256 x 34 x 68	
PLX		100	09	132	19.4087.1123.24	19.4087.1123.04	19.4087.1123.21	19.4087.1123.34	572 x 34 x 68	
			13	134	19.4087.1223.24	19.4087.1223.04	19.4087.1223.21	19.4087.1223.34	572 x 34 x 68	
			16	144	19.4087.2323.24	19.4087.2323.04	19.4087.2323.21	19.4087.2323.34	1134 x 34 x 68	
			24	145	19.4087.3523.24	19.4087.3523.04	19.4087.3523.21	19.4087.3523.34	1693 x 34 x 68	
			26	139	19.4087.2623.24	19.4087.2623.04	19.4087.2623.21	19.4087.2623.34	1134 x 34 x 68	
			31	144	19.4087.4723.24	19.4087.4723.04	19.4087.4723.21	19.4087.4723.34	2256 x 34 x 68	
			39	139	19.4087.3823.24	19.4087.3823.04	19.4087.3823.21	19.4087.3823.34	1693 x 34 x 68	
			139	139	19.4087.4923.24	19.4087.4923.04	19.4087.4923.21	19.4087.4923.34	2256 x 34 x 68	

# X-Line Slight standard offer

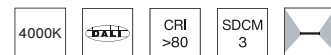
4000K, ON-OFF, up&amp;down emission pattern

4000K


ON/  
OFFCRI  
>80SDCM  
3

Installation	Diffuser	Beam	W	Lm/W	Sales Index				Dimensions [mm]
					anodised aluminium	black	grey	white	
Suspended	PLX-T/Micro-PRM	92	12	149	19.4086.5121.24	19.4086.5121.04	19.4086.5121.21	19.4086.5121.34	572 x 34 x 68
			19	147	19.4086.5221.24	19.4086.5221.04	19.4086.5221.21	19.4086.5221.34	572 x 34 x 68
			27	154	19.4086.6321.24	19.4086.6321.04	19.4086.6321.21	19.4086.6321.34	1134 x 34 x 68
			43	154	19.4086.7521.24	19.4086.7521.04	19.4086.7521.21	19.4086.7521.34	1693 x 34 x 68
			45	147	19.4086.6621.24	19.4086.6621.04	19.4086.6621.21	19.4086.6621.34	1134 x 34 x 68
			58	154	19.4086.8721.24	19.4086.8721.04	19.4086.8721.21	19.4086.8721.34	2256 x 34 x 68
			71	147	19.4086.7821.24	19.4086.7821.04	19.4086.7821.21	19.4086.7821.34	1693 x 34 x 68
			97	147	19.4086.8921.24	19.4086.8921.04	19.4086.8921.21	19.4086.8921.34	2256 x 34 x 68
	PLX-T/PLX	100	12	141	19.4086.1121.24	19.4086.1121.04	19.4086.1121.21	19.4086.1121.34	572 x 34 x 68
			19	140	19.4086.1221.24	19.4086.1221.04	19.4086.1221.21	19.4086.1221.34	572 x 34 x 68
			27	146	19.4086.2321.24	19.4086.2321.04	19.4086.2321.21	19.4086.2321.34	1134 x 34 x 68
			43	146	19.4086.3521.24	19.4086.3521.04	19.4086.3521.21	19.4086.3521.34	1693 x 34 x 68
			45	140	19.4086.2621.24	19.4086.2621.04	19.4086.2621.21	19.4086.2621.34	1134 x 34 x 68
			58	146	19.4086.4721.24	19.4086.4721.04	19.4086.4721.21	19.4086.4721.34	2256 x 34 x 68
			71	139	19.4086.3821.24	19.4086.3821.04	19.4086.3821.21	19.4086.3821.34	1693 x 34 x 68
			97	139	19.4086.4921.24	19.4086.4921.04	19.4086.4921.21	19.4086.4921.34	2256 x 34 x 68

4000K, DALI, up&down emission pattern



Installation	Diffuser	Beam	W	Lm/W	Sales Index				Dimensions [mm]
					anodised aluminium	black	grey	white	
Suspended	PLX-T/Micro-PRM	92	12	149	19.4086.5123.24	19.4086.5123.04	19.4086.5123.21	19.4086.5123.34	572 x 34 x 68
			19	147	19.4086.5223.24	19.4086.5223.04	19.4086.5223.21	19.4086.5223.34	572 x 34 x 68
			27	154	19.4086.6323.24	19.4086.6323.04	19.4086.6323.21	19.4086.6323.34	1134 x 34 x 68
			43	154	19.4086.7523.24	19.4086.7523.04	19.4086.7523.21	19.4086.7523.34	1693 x 34 x 68
			45	147	19.4086.6623.24	19.4086.6623.04	19.4086.6623.21	19.4086.6623.34	1134 x 34 x 68
			58	154	19.4086.8723.24	19.4086.8723.04	19.4086.8723.21	19.4086.8723.34	2256 x 34 x 68
			71	147	19.4086.7823.24	19.4086.7823.04	19.4086.7823.21	19.4086.7823.34	1693 x 34 x 68
	97	147	19.4086.8923.24	19.4086.8923.04	19.4086.8923.21	19.4086.8923.34	2256 x 34 x 68		
	PLX-T/PLX	100	12	141	19.4086.1123.24	19.4086.1123.04	19.4086.1123.21	19.4086.1123.34	572 x 34 x 68
			19	140	19.4086.1223.24	19.4086.1223.04	19.4086.1223.21	19.4086.1223.34	572 x 34 x 68
			27	146	19.4086.2323.24	19.4086.2323.04	19.4086.2323.21	19.4086.2323.34	1134 x 34 x 68
			43	146	19.4086.3523.24	19.4086.3523.04	19.4086.3523.21	19.4086.3523.34	1693 x 34 x 68
			45	140	19.4086.2623.24	19.4086.2623.04	19.4086.2623.21	19.4086.2623.34	1134 x 34 x 68
			58	146	19.4086.4723.24	19.4086.4723.04	19.4086.4723.21	19.4086.4723.34	2256 x 34 x 68
71			139	19.4086.3823.24	19.4086.3823.04	19.4086.3823.21	19.4086.3823.34	1693 x 34 x 68	
97	139	19.4086.4923.24	19.4086.4923.04	19.4086.4923.21	19.4086.4923.34	2256 x 34 x 68			

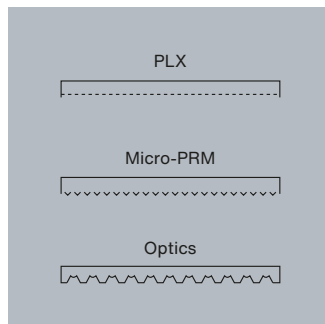




# X-Line Slim

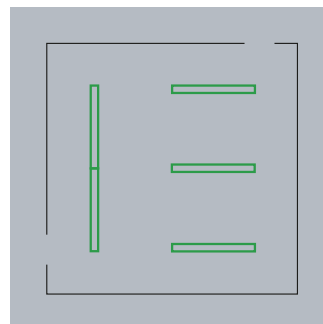
## Minimalism, effectiveness, and versatility perfectly balanced

This modern linear luminaire offers maximum control of luminance. It adjusts to architectural space and gives freedom for design both by using stand alone units as well as by creating unique long lines of light in the system version.



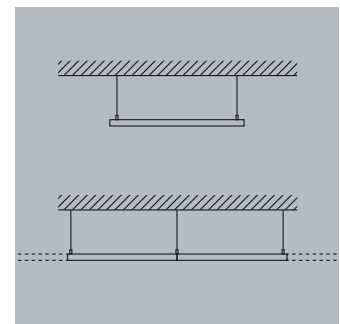
### Various diffusers

Standard options include: PLX (PMMA opal), Micro-PRM (microprismatic diffuser PMMA), Optics (optical system based on lenses).



### Flexibility & easy integration

Available product range allows interior designers, engineers, and lighting designers to define different configurations in the easiest way possible.



### Single & system version

Available in both standalone and system versions, luminaires offer unmatched flexibility and can be seamlessly integrated into any space.






SAMSUNG

Watch Bespoke Studio


SmartThings

## Family range



### X-LINE SLIM LOW UGR UP&DOWN

This product range offers a top-performing solution with up & down, light emission, designed to provide indirect, balanced illumination in any workspace. Featuring louver versions for effective glare control, it ensures a UGR<19 rating, minimizing visual discomfort and eyes strain. Ideal for office environments, this range promotes well-being and productivity while maintaining high lighting performance.



### X-LINE SLIM LOW UGR LED X-LINE SLIM RECESSED LOW UGR LED

This top-performing lighting solution includes louver versions for glare control, achieving a UGR<19 rating to ensure visual comfort and reduce eye strain. Available in both suspended and recessed versions, it offers versatile installation options that maintain a visually harmonious and unobtrusive minimal look. Perfect for offices, this range blends high performance with functionality and aesthetics.



### X-LINE SLIM UP&DOWN LED

This product range features Up & Down lighting patterns in 3000K and 4000K, available with both On/Off and DALI control options. Equipped with PLX, MPRM, and OPTICS diffusers, it delivers soft, indirect illumination that enhances comfort and reduces glare. This range creates a balanced lighting atmosphere, promoting well-being and productivity while maintaining an elegant, modern look.



**X-LINE SLIM RECESSED LED**  
**X-LINE SLIM SURFACE LED**  
**X-LINE SLIM LED**
























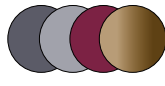




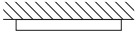
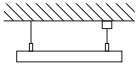

This product range offers direct light emission in 3000K and 4000K, with both On/Off and DALI options. It is available in three versatile mounting versions: suspended, recessed, and surface-mounted, catering to a wide range of installation needs. Featuring PLX, MPRM, and Optics diffusers, it provides focused, high-quality lighting that enhances visibility and productivity across various office and commercial spaces.



**X-LINE SLIM COMPACT LED**  
**X-LINE SLIM SURFACE COMPACT LED**

This range offers an optimal cost/performance balance with direct light emission in 3000K and 4000K, available in both On/Off and DALI control options. Designed in suspended and surface-mounted versions, these luminaires feature PLX and MPRM diffusers for efficient, high-quality illumination. Ideal for cost-conscious projects in office and commercial spaces, they provide excellent lighting performance while maintaining flexibility and ease of installation.

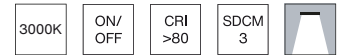
# X-Line Slim Customisation

	Standard possibilities <span style="float: right;">S</span>	Adaptations <span style="float: right;">A</span>	Modifications <span style="float: right;">M</span>
		Standard versions further enhanced by:	Custom versions further enhanced by:
<b>Information:</b>	Technical info in web 	Quick technical info sending 	
<b>Samples delivery:</b>	Extra urgent samples delivery 	Fast samples delivery 	You define the requirements and limits, our engineers strive to exceed them 
<b>Quotation and order delivery</b>	Immediate quotation and quick order delivery 	Standardized quotation and delivery from Europe 	
<b>Colour Temperature:</b>	 		other K
<b>Drivers:</b>	  	 	 
<b>Light distribution:</b>	direct  up&down 		asymmetric 
<b>Finishing:</b>	anodised aluminum  black  white 	any RAL colour 	
<b>Standard offer lengths [mm]:</b>	1100  1400  1600  2200 	Different customised lengths up to 2400	customised lengths > 2400
<b>Installation:</b>	Surface  Suspended  Recessed 		



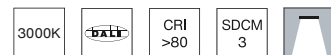
# X-Line Slim standard offer

3000K, ON-OFF, direct emission pattern



Installation	Diffuser	Beam	W	Lm/W	Sales Index				Dimensions [mm]			
					anodised aluminium	black	grey	white				
Suspended	PLX	95	14	115	19.4089.1311.24	19.4089.1311.04	19.4089.1311.21	19.4089.1311.34	1138 x 48 x 70			
			21	116	19.4089.2511.24	19.4089.2511.04	19.4089.2511.21	19.4089.2511.34	1698 x 48 x 70			
			25	109	19.4190.1211.24	19.4190.1211.04	—	19.4190.1211.34	1138 x 48 x 70			
			25	115	19.4089.1611.24	19.4089.1611.04	19.4089.1611.21	19.4089.1611.34	1138 x 48 x 70			
			26	111	19.4190.2211.24	19.4190.2211.04	—	19.4190.2211.34	1418 x 48 x 70			
			28	115	19.4089.3711.24	19.4089.3711.04	19.4089.3711.21	19.4089.3711.34	2258 x 48 x 70			
			37	107	19.4190.3211.24	19.4190.3211.04	—	19.4190.3211.34	1418 x 48 x 70			
			37	115	19.4089.2811.24	19.4089.2811.04	19.4089.2811.21	19.4089.2811.34	1698 x 48 x 70			
			50	115	19.4089.3911.24	19.4089.3911.04	19.4089.3911.21	19.4089.3911.34	2258 x 48 x 70			
	Optics	90	14	149	19.4090.1311.24	19.4090.1311.04	19.4090.1311.21	19.4090.1311.34	1144 x 48 x 70			
			18	150	19.4090.2411.24	19.4090.2411.04	19.4090.2411.21	19.4090.2411.34	1425 x 48 x 70			
			25	149	19.4090.1611.24	19.4090.1611.04	19.4090.1611.21	19.4090.1611.34	1144 x 48 x 70			
		asymmetric	31	149	19.4090.2711.24	19.4090.2711.04	19.4090.2711.21	19.4090.2711.34	1425 x 48 x 70			
			14	142	19.4090.3311.24	19.4090.3311.04	19.4090.3311.21	19.4090.3311.34	1144 x 48 x 70			
			18	142	19.4090.4411.24	19.4090.4411.04	19.4090.4411.21	19.4090.4411.34	1425 x 48 x 70			
			25	142	19.4090.3611.24	19.4090.3611.04	19.4090.3611.21	19.4090.3611.34	1144 x 48 x 70			
			31	142	19.4090.4711.24	19.4090.4711.04	19.4090.4711.21	19.4090.4711.34	1425 x 48 x 70			
			31	142	19.4090.4711.24	19.4090.4711.04	19.4090.4711.21	19.4090.4711.34	1425 x 48 x 70			
	Micro-PRM	87	14	133	19.4089.4311.24	19.4089.4311.04	19.4089.4311.21	19.4089.4311.34	1138 x 48 x 70			
			21	134	19.4089.5511.24	19.4089.5511.04	19.4089.5511.21	19.4089.5511.34	1698 x 48 x 70			
			25	126	19.4190.1111.24	19.4190.1111.04	—	19.4190.1111.34	1138 x 48 x 70			
			25	133	19.4089.4611.24	19.4089.4611.04	19.4089.4611.21	19.4089.4611.34	1138 x 48 x 70			
			26	128	19.4190.2111.24	19.4190.2111.04	—	19.4190.2111.34	1418 x 48 x 70			
			28	133	19.4089.6711.24	19.4089.6711.04	19.4089.6711.21	19.4089.6711.34	2258 x 48 x 70			
			37	123	19.4190.3111.24	19.4190.3111.04	—	19.4190.3111.34	1418 x 48 x 70			
			37	133	19.4089.5811.24	19.4089.5811.04	19.4089.5811.21	19.4089.5811.34	1698 x 48 x 70			
			50	133	19.4089.6911.24	19.4089.6911.04	19.4089.6911.21	19.4089.6911.34	2258 x 48 x 70			
	Louver	75	26	137	19.4088.1211.24	19.4088.1211.04	19.4088.1211.21	19.4088.1211.34	1126 x 48 x 70			
			32	137	19.4088.2811.24	19.4088.2811.04	19.4088.2811.21	19.4088.2811.34	1406 x 48 x 70			
			51	137	19.4088.3411.24	19.4088.3411.04	19.4088.3411.21	19.4088.3411.34	2248 x 48 x 70			
Surface	PLX	95	13	111	19.4183.9211.24	19.4183.9211.04	19.4183.9211.21	19.4183.9211.34	578 x 48 x 70			
			14	115	19.4183.1211.24	19.4183.1211.04	19.4183.1211.21	19.4183.1211.34	1138 x 48 x 70			
			21	116	19.4183.2211.24	19.4183.2211.04	19.4183.2211.21	19.4183.2211.34	1698 x 48 x 70			
			25	109	19.4191.1211.24	19.4191.1211.04	—	19.4191.1211.34	1138 x 48 x 70			
			25	115	19.4183.3211.24	19.4183.3211.04	19.4183.3211.21	19.4183.3211.34	1138 x 48 x 70			
			26	111	19.4191.2211.24	19.4191.2211.04	—	19.4191.2211.34	1418 x 48 x 70			
			28	115	19.4183.4211.24	19.4183.4211.04	19.4183.4211.21	19.4183.4211.34	2258 x 48 x 70			
			37	107	19.4191.3211.24	19.4191.3211.04	—	19.4191.3211.34	1418 x 48 x 70			
			37	115	19.4183.5211.24	19.4183.5211.04	19.4183.5211.21	19.4183.5211.34	1698 x 48 x 70			
	Optics	90	25	149	19.4184.1211.24	19.4184.1211.04	19.4184.1211.21	19.4184.1211.34	1144 x 48 x 70			
			31	149	19.4184.2211.24	19.4184.2211.04	19.4184.2211.21	19.4184.2211.34	1425 x 48 x 70			
			25	142	19.4184.1111.24	19.4184.1111.04	19.4184.1111.21	19.4184.1111.34	1144 x 48 x 70			
		asymmetric	31	142	19.4184.2111.24	19.4184.2111.04	19.4184.2111.21	19.4184.2111.34	1425 x 48 x 70			
			12	133	19.4183.9111.24	19.4183.9111.04	19.4183.9111.21	19.4183.9111.34	578 x 48 x 70			
			14	133	19.4183.1111.24	19.4183.1111.04	19.4183.1111.21	19.4183.1111.34	1138 x 48 x 70			
			21	134	19.4183.2111.24	19.4183.2111.04	19.4183.2111.21	19.4183.2111.34	1698 x 48 x 70			
			25	126	19.4191.1111.24	19.4191.1111.04	—	19.4191.1111.34	1138 x 48 x 70			
			25	133	19.4183.3111.24	19.4183.3111.04	19.4183.3111.21	19.4183.3111.34	1138 x 48 x 70			
	Micro-PRM	87	26	128	19.4191.2111.24	19.4191.2111.04	—	19.4191.2111.34	1418 x 48 x 70			
			28	133	19.4183.4111.24	19.4183.4111.04	19.4183.4111.21	19.4183.4111.34	2258 x 48 x 70			
			37	123	19.4191.3111.24	19.4191.3111.04	—	19.4191.3111.34	1418 x 48 x 70			
			37	133	19.4183.5111.24	19.4183.5111.04	19.4183.5111.21	19.4183.5111.34	1698 x 48 x 70			
			50	133	19.4183.6111.24	19.4183.6111.04	19.4183.6111.21	19.4183.6111.34	2258 x 48 x 70			
			Recessed	Micro-PRM	87	25	133	19.4145.6211.24	19.4145.6211.04	19.4145.6211.21	19.4145.6211.34	1160 x 70 x 75
						31	133	19.4145.8211.24	19.4145.8211.04	19.4145.8211.21	19.4145.8211.34	1441 x 70 x 75
				Louver	75	26	137	19.4152.3311.24	19.4152.3311.04	19.4152.3311.21	19.4152.3311.34	1146 x 70 x 75
			32			137	19.4152.7311.24	19.4152.7311.04	19.4152.7311.21	19.4152.7311.34	1426 x 70 x 75	

3000K, DALI, direct emission pattern



Installation	Diffuser	Beam	W	Lm/W	Sales Index				Dimensions [mm]	
					anodised aluminium	black	grey	white		
Suspended	PLX	95	14	115	19.4089.1313.24	19.4089.1313.04	19.4089.1313.21	19.4089.1313.34	1138 x 48 x 70	
			21	116	19.4089.2513.24	19.4089.2513.04	19.4089.2513.21	19.4089.2513.34	1698 x 48 x 70	
			25	109	19.4190.1213.24	19.4190.1213.04	—	19.4190.1213.34	1138 x 48 x 70	
			25	115	19.4089.1613.24	19.4089.1613.04	19.4089.1613.21	19.4089.1613.34	1138 x 48 x 70	
			26	111	19.4190.2213.24	19.4190.2213.04	—	19.4190.2213.34	1418 x 48 x 70	
			28	115	19.4089.3713.24	19.4089.3713.04	19.4089.3713.21	19.4089.3713.34	2258 x 48 x 70	
			37	107	19.4190.3213.24	19.4190.3213.04	—	19.4190.3213.34	1418 x 48 x 70	
			37	115	19.4089.2813.24	19.4089.2813.04	19.4089.2813.21	19.4089.2813.34	1698 x 48 x 70	
			50	115	19.4089.3913.24	19.4089.3913.04	19.4089.3913.21	19.4089.3913.34	2258 x 48 x 70	
	Optics	90	14	149	19.4090.1313.24	19.4090.1313.04	19.4090.1313.21	19.4090.1313.34	1144 x 48 x 70	
			18	150	19.4090.2413.24	19.4090.2413.04	19.4090.2413.21	19.4090.2413.34	1425 x 48 x 70	
			25	149	19.4090.1613.24	19.4090.1613.04	19.4090.1613.21	19.4090.1613.34	1144 x 48 x 70	
		asymmetric	31	149	19.4090.2713.24	19.4090.2713.04	19.4090.2713.21	19.4090.2713.34	1425 x 48 x 70	
			14	142	19.4090.3313.24	19.4090.3313.04	19.4090.3313.21	19.4090.3313.34	1144 x 48 x 70	
			18	142	19.4090.4413.24	19.4090.4413.04	19.4090.4413.21	19.4090.4413.34	1425 x 48 x 70	
	Micro-PRM	87	25	142	19.4090.3613.24	19.4090.3613.04	19.4090.3613.21	19.4090.3613.34	1144 x 48 x 70	
			31	142	19.4090.4713.24	19.4090.4713.04	19.4090.4713.21	19.4090.4713.34	1425 x 48 x 70	
			14	133	19.4089.4313.24	19.4089.4313.04	19.4089.4313.21	19.4089.4313.34	1138 x 48 x 70	
			21	134	19.4089.5513.24	19.4089.5513.04	19.4089.5513.21	19.4089.5513.34	1698 x 48 x 70	
			25	126	19.4190.1113.24	19.4190.1113.04	—	19.4190.1113.34	1138 x 48 x 70	
			25	133	19.4089.4613.24	19.4089.4613.04	19.4089.4613.21	19.4089.4613.34	1138 x 48 x 70	
			26	128	19.4190.2113.24	19.4190.2113.04	—	19.4190.2113.34	1418 x 48 x 70	
			28	133	19.4089.6713.24	19.4089.6713.04	19.4089.6713.21	19.4089.6713.34	2258 x 48 x 70	
	Louver	75	37	123	19.4190.3113.24	19.4190.3113.04	—	19.4190.3113.34	1418 x 48 x 70	
			37	133	19.4089.5813.24	19.4089.5813.04	19.4089.5813.21	19.4089.5813.34	1698 x 48 x 70	
			50	133	19.4089.6913.24	19.4089.6913.04	19.4089.6913.21	19.4089.6913.34	2258 x 48 x 70	
			26	137	19.4088.1213.24	19.4088.1213.04	19.4088.1213.21	19.4088.1213.34	1126 x 48 x 70	
	Surface	PLX	95	32	137	19.4088.2813.24	19.4088.2813.04	19.4088.2813.21	19.4088.2813.34	1406 x 48 x 70
				51	137	19.4088.3413.24	19.4088.3413.04	19.4088.3413.21	19.4088.3413.34	2248 x 48 x 70
				13	111	19.4183.9213.24	19.4183.9213.04	19.4183.9213.21	19.4183.9213.34	578 x 48 x 70
				14	115	19.4183.1213.24	19.4183.1213.04	19.4183.1213.21	19.4183.1213.34	1138 x 48 x 70
				21	116	19.4183.2213.24	19.4183.2213.04	19.4183.2213.21	19.4183.2213.34	1698 x 48 x 70
				25	109	19.4191.1213.24	19.4191.1213.04	—	19.4191.1213.34	1138 x 48 x 70
25				115	19.4183.3213.24	19.4183.3213.04	19.4183.3213.21	19.4183.3213.34	1138 x 48 x 70	
26				111	19.4191.2213.24	19.4191.2213.04	—	19.4191.2213.34	1418 x 48 x 70	
28				115	19.4183.4213.24	19.4183.4213.04	19.4183.4213.21	19.4183.4213.34	2258 x 48 x 70	
Optics		90	37	107	19.4191.3213.24	19.4191.3213.04	—	19.4191.3213.34	1418 x 48 x 70	
			37	115	19.4183.5213.24	19.4183.5213.04	19.4183.5213.21	19.4183.5213.34	1698 x 48 x 70	
			50	115	19.4183.6213.24	19.4183.6213.04	19.4183.6213.21	19.4183.6213.34	2258 x 48 x 70	
		asymmetric	25	149	19.4184.1213.24	19.4184.1213.04	19.4184.1213.21	19.4184.1213.34	1144 x 48 x 70	
			31	149	19.4184.2213.24	19.4184.2213.04	19.4184.2213.21	19.4184.2213.34	1425 x 48 x 70	
			25	142	19.4184.1113.24	19.4184.1113.04	19.4184.1113.21	19.4184.1113.34	1144 x 48 x 70	
Micro-PRM		87	31	142	19.4184.2113.24	19.4184.2113.04	19.4184.2113.21	19.4184.2113.34	1425 x 48 x 70	
			12	133	19.4183.9113.24	19.4183.9113.04	19.4183.9113.21	19.4183.9113.34	578 x 48 x 70	
			14	133	19.4183.1113.24	19.4183.1113.04	19.4183.1113.21	19.4183.1113.34	1138 x 48 x 70	
			21	134	19.4183.2113.24	19.4183.2113.04	19.4183.2113.21	19.4183.2113.34	1698 x 48 x 70	
			25	126	19.4191.1113.24	19.4191.1113.04	—	19.4191.1113.34	1138 x 48 x 70	
			25	133	19.4183.3113.24	19.4183.3113.04	19.4183.3113.21	19.4183.3113.34	1138 x 48 x 70	
			26	128	19.4191.2113.24	19.4191.2113.04	—	19.4191.2113.34	1418 x 48 x 70	
			28	133	19.4183.4113.24	19.4183.4113.04	19.4183.4113.21	19.4183.4113.34	2258 x 48 x 70	
			37	123	19.4191.3113.24	19.4191.3113.04	—	19.4191.3113.34	1418 x 48 x 70	
			37	133	19.4183.5113.24	19.4183.5113.04	19.4183.5113.21	19.4183.5113.34	1698 x 48 x 70	
			50	133	19.4183.6113.24	19.4183.6113.04	19.4183.6113.21	19.4183.6113.34	2258 x 48 x 70	
Recessed		Micro-PRM	87	25	133	19.4145.6213.24	19.4145.6213.04	19.4145.6213.21	19.4145.6213.34	1160 x 70 x 75
				31	133	19.4145.8213.24	19.4145.8213.04	19.4145.8213.21	19.4145.8213.34	1441 x 70 x 75
		Louver	75	26	137	19.4152.3313.24	19.4152.3313.04	19.4152.3313.21	19.4152.3313.34	1146 x 70 x 75
				32	137	19.4152.7313.24	19.4152.7313.04	19.4152.7313.21	19.4152.7313.34	1426 x 70 x 75

# X-Line Slim standard offer

3000K, ON-OFF, up&down emission pattern

3000K

ON/  
OFF

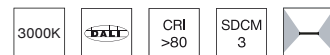
CRI  
>80

SDCM  
3



Installation	Diffuser	Beam	W	Lm/W	Sales Index				Dimensions [mm]
					anodised aluminium	black	grey	white	
Suspended	PC/Louver	75	38	134	19.4186.1111.24	19.4186.1111.04	19.4186.1111.21	19.3114.0013.34	1126 x 48 x 70
			47	134	19.4186.2111.24	19.4186.2111.04	19.4186.2111.21	19.4186.2111.34	1406 x 48 x 70
			75	134	19.4186.3111.24	19.4186.3111.04	19.4186.3111.21	19.4186.3111.34	2266 x 48 x 70
	PC/Optics	90	28	137	19.4181.2211.24	19.4181.2211.04	19.4181.2211.21	19.4181.2211.34	1144 x 48 x 70
			35	137	19.4181.4211.24	19.4181.4211.04	19.4181.4211.21	19.4181.4211.34	1425 x 48 x 70
			37	144	19.4181.1211.24	19.4181.1211.04	19.4181.1211.21	19.4181.1211.34	1144 x 48 x 70
			46	144	19.4181.3211.24	19.4181.3211.04	19.4181.3211.21	19.4181.3211.34	1425 x 48 x 70
		asymmetric	28	133	19.4181.2111.24	19.4181.2111.04	19.4181.2111.21	19.4181.2111.34	1144 x 48 x 70
			35	133	19.4181.4111.24	19.4181.4111.04	19.4181.4111.21	19.4181.4111.34	1425 x 48 x 70
			37	138	19.4181.1111.24	19.4181.1111.04	19.4181.1111.21	19.4181.1111.34	1144 x 48 x 70
			46	138	19.4181.3111.24	19.4181.3111.04	19.4181.3111.21	19.4181.3111.34	1425 x 48 x 70
			37	131	19.4180.1111.24	19.4180.1111.04	19.4180.1111.21	19.4180.1111.34	1138 x 48 x 70
	PC/Micro-PRM	87	50	129	19.4180.3111.24	19.4180.3111.04	19.4180.3111.21	19.4180.3111.34	1138 x 48 x 70
			55	131	19.4180.2111.24	19.4180.2111.04	19.4180.2111.21	19.4180.2111.34	1698 x 48 x 70
			74	129	19.4180.5111.24	19.4180.5111.04	19.4180.5111.21	19.4180.5111.34	1698 x 48 x 70
			74	131	19.4180.4111.24	19.4180.4111.04	19.4180.4111.21	19.4180.4111.34	2258 x 48 x 70
			99	129	19.4180.6111.24	19.4180.6111.04	19.4180.6111.21	19.4180.6111.34	2258 x 48 x 70

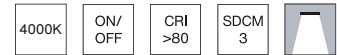
3000K, DALI, up&down emission pattern



Installation	Diffuser	Beam	W	Lm/W	Sales Index				Dimensions [mm]
					anodised aluminium	black	grey	white	
Suspended	PC/Louver	75	38	141	19.4186.1113.24	19.4186.1113.04	19.4186.1113.21	19.4186.1113.34	1126 x 48 x 70
			47	141	19.4186.2113.24	19.4186.2113.04	19.4186.2113.21	19.4186.2113.34	1406 x 48 x 70
			75	141	19.4186.3113.24	19.4186.3113.04	19.4186.3113.21	19.4186.3113.34	2266 x 48 x 70
	PC/Optics	90	28	144	19.4181.2213.24	19.4181.2213.04	19.4181.2213.21	19.4181.2213.34	1144 x 48 x 70
			35	144	19.4181.4213.24	19.4181.4213.04	19.4181.4213.21	19.4181.4213.34	1425 x 48 x 70
			37	151	19.4181.1213.24	19.4181.1213.04	19.4181.1213.21	19.4181.1213.34	1144 x 48 x 70
			46	151	19.4181.3213.24	19.4181.3213.04	19.4181.3213.21	19.4181.3213.34	1425 x 48 x 70
		asymmetric	28	140	19.4181.2113.24	19.4181.2113.04	19.4181.2113.21	19.4181.2113.34	1144 x 48 x 70
			35	140	19.4181.4113.24	19.4181.4113.04	19.4181.4113.21	19.4181.4113.34	1425 x 48 x 70
			37	146	19.4181.1113.24	19.4181.1113.04	19.4181.1113.21	19.4181.1113.34	1144 x 48 x 70
			46	146	19.4181.3113.24	19.4181.3113.04	19.4181.3113.21	19.4181.3113.34	1425 x 48 x 70
	PC/Micro-PRM	87	37	138	19.4180.1113.24	19.4180.1113.04	19.4180.1113.21	19.4180.1113.34	1138 x 48 x 70
			50	136	19.4180.3113.24	19.4180.3113.04	19.4180.3113.21	19.4180.3113.34	1138 x 48 x 70
			55	138	19.4180.2113.24	19.4180.2113.04	19.4180.2113.21	19.4180.2113.34	1698 x 48 x 70
			74	136	19.4180.5113.24	19.4180.5113.04	19.4180.5113.21	19.4180.5113.34	1698 x 48 x 70
				138	19.4180.4113.24	19.4180.4113.04	19.4180.4113.21	19.4180.4113.34	2258 x 48 x 70
			99	136	19.4180.6113.24	19.4180.6113.04	19.4180.6113.21	19.4180.6113.34	2258 x 48 x 70

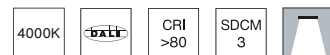
# X-Line Slim standard offer

4000K, ON-OFF, direct emission pattern



Installation	Diffuser	Beam	W	Lm/W	Sales Index				Dimensions [mm]			
					anodised aluminium	black	grey	white				
Suspended	PLX	95	14	121	19.4089.1321.24	19.4089.1321.04	19.4089.1321.21	19.4089.1321.34	1138 x 48 x 70			
			21	122	19.4089.2521.24	19.4089.2521.04	19.4089.2521.21	19.4089.2521.34	1698 x 48 x 70			
			25	113	19.4190.1221.24	19.4190.1221.04	—	19.4190.1221.34	1138 x 48 x 70			
			25	121	19.4089.1621.24	19.4089.1621.04	19.4089.1621.21	19.4089.1621.34	1138 x 48 x 70			
			26	116	19.4190.2221.24	19.4190.2221.04	—	19.4190.2221.34	1418 x 48 x 70			
			28	121	19.4089.3721.24	19.4089.3721.04	19.4089.3721.21	19.4089.3721.34	2258 x 48 x 70			
			37	111	19.4190.3221.24	19.4190.3221.04	—	19.4190.3221.34	1418 x 48 x 70			
			37	121	19.4089.2821.24	19.4089.2821.04	19.4089.2821.21	19.4089.2821.34	1698 x 48 x 70			
			50	121	19.4089.3921.24	19.4089.3921.04	19.4089.3921.21	19.4089.3921.34	2258 x 48 x 70			
	Optics	90	14	157	19.4090.1321.24	19.4090.1321.04	19.4090.1321.21	19.4090.1321.34	1144 x 48 x 70			
			18	158	19.4090.2421.24	19.4090.2421.04	19.4090.2421.21	19.4090.2421.34	1425 x 48 x 70			
			25	157	19.4090.1621.24	19.4090.1621.04	19.4090.1621.21	19.4090.1621.34	1144 x 48 x 70			
		asymmetric	31	157	19.4090.2721.24	19.4090.2721.04	19.4090.2721.21	19.4090.2721.34	1425 x 48 x 70			
			14	150	19.4090.3321.24	19.4090.3321.04	19.4090.3321.21	19.4090.3321.34	1144 x 48 x 70			
			18	150	19.4090.4421.24	19.4090.4421.04	19.4090.4421.21	19.4090.4421.34	1425 x 48 x 70			
			25	149	19.4090.3621.24	19.4090.3621.04	19.4090.3621.21	19.4090.3621.34	1144 x 48 x 70			
			31	149	19.4090.4721.24	19.4090.4721.04	19.4090.4721.21	19.4090.4721.34	1425 x 48 x 70			
			31	149	19.4089.4321.24	19.4089.4321.04	19.4089.4321.21	19.4089.4321.34	1138 x 48 x 70			
	Micro-PRM	87	14	140	19.4089.4321.24	19.4089.4321.04	19.4089.4321.21	19.4089.4321.34	1138 x 48 x 70			
			21	141	19.4089.5521.24	19.4089.5521.04	19.4089.5521.21	19.4089.5521.34	1698 x 48 x 70			
			25	131	19.4190.1121.24	19.4190.1121.04	—	19.4190.1121.34	1138 x 48 x 70			
			25	140	19.4089.4621.24	19.4089.4621.04	19.4089.4621.21	19.4089.4621.34	1138 x 48 x 70			
			26	134	19.4190.2121.24	19.4190.2121.04	—	19.4190.2121.34	1418 x 48 x 70			
			28	140	19.4089.6721.24	19.4089.6721.04	19.4089.6721.21	19.4089.6721.34	2258 x 48 x 70			
			37	128	19.4190.3121.24	19.4190.3121.04	—	19.4190.3121.34	1418 x 48 x 70			
			37	140	19.4089.5821.24	19.4089.5821.04	19.4089.5821.21	19.4089.5821.34	1698 x 48 x 70			
			50	140	19.4089.6921.24	19.4089.6921.04	19.4089.6921.21	19.4089.6921.34	2258 x 48 x 70			
	Louver	75	26	144	19.4088.1221.24	19.4088.1221.04	19.4088.1221.21	19.4088.1221.34	1126 x 48 x 70			
			32	145	19.4088.2821.24	19.4088.2821.04	19.4088.2821.21	19.4088.2821.34	1406 x 48 x 70			
			51	145	19.4088.3421.24	19.4088.3421.04	19.4088.3421.21	19.4088.3421.34	2248 x 48 x 70			
Surface	PLX	95	13	117	19.4183.9221.24	19.4183.9221.04	19.4183.9221.21	19.4183.9221.34	578 x 48 x 70			
			14	121	19.4183.1221.24	19.4183.1221.04	19.4183.1221.21	19.4183.1221.34	1138 x 48 x 70			
			21	122	19.4183.2221.24	19.4183.2221.04	19.4183.2221.21	19.4183.2221.34	1698 x 48 x 70			
			25	113	19.4191.1221.24	19.4191.1221.04	—	19.4191.1221.34	1138 x 48 x 70			
			25	121	19.4183.3221.24	19.4183.3221.04	19.4183.3221.21	19.4183.3221.34	1138 x 48 x 70			
			26	116	19.4191.2221.24	19.4191.2221.04	—	19.4191.2221.34	1418 x 48 x 70			
			28	121	19.4183.4221.24	19.4183.4221.04	19.4183.4221.21	19.4183.4221.34	2258 x 48 x 70			
			37	111	19.4191.3221.24	19.4191.3221.04	—	19.4191.3221.34	1418 x 48 x 70			
			37	121	19.4183.5221.24	19.4183.5221.04	19.4183.5221.21	19.4183.5221.34	1698 x 48 x 70			
	Optics	90	25	157	19.4184.1221.24	19.4184.1221.04	19.4184.1221.21	19.4184.1221.34	1144 x 48 x 70			
			31	157	19.4184.2221.24	19.4184.2221.04	19.4184.2221.21	19.4184.2221.34	1425 x 48 x 70			
			25	149	19.4184.1121.24	19.4184.1121.04	19.4184.1121.21	19.4184.1121.34	1144 x 48 x 70			
		asymmetric	31	149	19.4184.2121.24	19.4184.2121.04	19.4184.2121.21	19.4184.2121.34	1425 x 48 x 70			
			12	140	19.4183.9121.24	19.4183.9121.04	19.4183.9121.21	19.4183.9121.34	578 x 48 x 70			
			14	140	19.4183.1121.24	19.4183.1121.04	19.4183.1121.21	19.4183.1121.34	1138 x 48 x 70			
			21	141	19.4183.2121.24	19.4183.2121.04	19.4183.2121.21	19.4183.2121.34	1698 x 48 x 70			
			25	131	19.4191.1121.24	19.4191.1121.04	—	19.4191.1121.34	1138 x 48 x 70			
			25	140	19.4183.3121.24	19.4183.3121.04	19.4183.3121.21	19.4183.3121.34	1138 x 48 x 70			
	Micro-PRM	87	26	134	19.4191.2121.24	19.4191.2121.04	—	19.4191.2121.34	1418 x 48 x 70			
			28	140	19.4183.4121.24	19.4183.4121.04	19.4183.4121.21	19.4183.4121.34	2258 x 48 x 70			
			37	128	19.4191.3121.24	19.4191.3121.04	—	19.4191.3121.34	1418 x 48 x 70			
			37	140	19.4183.5121.24	19.4183.5121.04	19.4183.5121.21	19.4183.5121.34	1698 x 48 x 70			
			50	140	19.4183.6121.24	19.4183.6121.04	19.4183.6121.21	19.4183.6121.34	2258 x 48 x 70			
			Recessed	Micro-PRM	87	25	140	19.4145.6221.24	19.4145.6221.04	19.4145.6221.21	19.4145.6221.34	1160 x 70 x 75
						31	140	19.4145.8221.24	19.4145.8221.04	19.4145.8221.21	19.4145.8221.34	1441 x 70 x 75
				Louver	75	26	144	19.4152.3321.24	19.4152.3321.04	19.4152.3321.21	19.4152.3321.34	1146 x 70 x 75
			32			145	19.4152.7321.24	19.4152.7321.04	19.4152.7321.21	19.4152.7321.34	1426 x 70 x 75	

4000K, DALI, direct emission pattern



Installation	Diffuser	Beam	W	Lm/W	Sales Index				Dimensions [mm]	
					anodised aluminium	black	grey	white		
Suspended	PLX	95	14	121	19.4089.1323.24	19.4089.1323.04	19.4089.1323.21	19.4089.1323.34	1138 x 48 x 70	
			21	122	19.4089.2523.24	19.4089.2523.04	19.4089.2523.21	19.4089.2523.34	1698 x 48 x 70	
			25	113	19.4190.1223.24	19.4190.1223.04	—	19.4190.1223.34	1138 x 48 x 70	
			25	121	19.4089.1623.24	19.4089.1623.04	19.4089.1623.21	19.4089.1623.34	1138 x 48 x 70	
			26	116	19.4190.2223.24	19.4190.2223.04	—	19.4190.2223.34	1418 x 48 x 70	
			28	121	19.4089.3723.24	19.4089.3723.04	19.4089.3723.21	19.4089.3723.34	2258 x 48 x 70	
			37	111	19.4190.3223.24	19.4190.3223.04	—	19.4190.3223.34	1418 x 48 x 70	
			37	121	19.4089.2823.24	19.4089.2823.04	19.4089.2823.21	19.4089.2823.34	1698 x 48 x 70	
			50	121	19.4089.3923.24	19.4089.3923.04	19.4089.3923.21	19.4089.3923.34	2258 x 48 x 70	
	Optics	90	14	157	19.4090.1323.24	19.4090.1323.04	19.4090.1323.21	19.4090.1323.34	1144 x 48 x 70	
			18	158	19.4090.2423.24	19.4090.2423.04	19.4090.2423.21	19.4090.2423.34	1425 x 48 x 70	
			25	157	19.4090.1623.24	19.4090.1623.04	19.4090.1623.21	19.4090.1623.34	1144 x 48 x 70	
		asymmetric	31	157	19.4090.2723.24	19.4090.2723.04	19.4090.2723.21	19.4090.2723.34	1425 x 48 x 70	
			14	150	19.4090.3323.24	19.4090.3323.04	19.4090.3323.21	19.4090.3323.34	1144 x 48 x 70	
			18	150	19.4090.4423.24	19.4090.4423.04	19.4090.4423.21	19.4090.4423.34	1425 x 48 x 70	
	Micro-PRM	87	25	149	19.4090.3623.24	19.4090.3623.04	19.4090.3623.21	19.4090.3623.34	1144 x 48 x 70	
			31	149	19.4090.4723.24	19.4090.4723.04	19.4090.4723.21	19.4090.4723.34	1425 x 48 x 70	
			14	140	19.4089.4323.24	19.4089.4323.04	19.4089.4323.21	19.4089.4323.34	1138 x 48 x 70	
			21	141	19.4089.5523.24	19.4089.5523.04	19.4089.5523.21	19.4089.5523.34	1698 x 48 x 70	
			25	131	19.4190.1123.24	19.4190.1123.04	—	19.4190.1123.34	1138 x 48 x 70	
			25	140	19.4089.4623.24	19.4089.4623.04	19.4089.4623.21	19.4089.4623.34	1138 x 48 x 70	
			26	134	19.4190.2123.24	19.4190.2123.04	—	19.4190.2123.34	1418 x 48 x 70	
			28	140	19.4089.6723.24	19.4089.6723.04	19.4089.6723.21	19.4089.6723.34	2258 x 48 x 70	
	Louver	75	37	128	19.4190.3123.24	19.4190.3123.04	—	19.4190.3123.34	1418 x 48 x 70	
			37	140	19.4089.5823.24	19.4089.5823.04	19.4089.5823.21	19.4089.5823.34	1698 x 48 x 70	
			50	140	19.4089.6923.24	19.4089.6923.04	19.4089.6923.21	19.4089.6923.34	2258 x 48 x 70	
	Surface	PLX	95	26	144	19.4088.1223.24	19.4088.1223.04	19.4088.1223.21	19.4088.1223.34	1126 x 48 x 70
				32	145	19.4088.2823.24	19.4088.2823.04	19.4088.2823.21	19.4088.2823.34	1406 x 48 x 70
				51	145	19.4088.3423.24	19.4088.3423.04	19.4088.3423.21	19.4088.3423.34	2248 x 48 x 70
				13	117	19.4183.9223.24	19.4183.9223.04	19.4183.9223.21	19.4183.9223.34	578 x 48 x 70
				14	121	19.4183.1223.24	19.4183.1223.04	19.4183.1223.21	19.4183.1223.34	1138 x 48 x 70
				21	122	19.4183.2223.24	19.4183.2223.04	19.4183.2223.21	19.4183.2223.34	1698 x 48 x 70
25				113	19.4191.1223.24	19.4191.1223.04	—	19.4191.1223.34	1138 x 48 x 70	
25				121	19.4183.3223.24	19.4183.3223.04	19.4183.3223.21	19.4183.3223.34	1138 x 48 x 70	
26				116	19.4191.2223.24	19.4191.2223.04	—	19.4191.2223.34	1418 x 48 x 70	
Optics		90	28	121	19.4183.4223.24	19.4183.4223.04	19.4183.4223.21	19.4183.4223.34	2258 x 48 x 70	
			37	111	19.4191.3223.24	19.4191.3223.04	—	19.4191.3223.34	1418 x 48 x 70	
			37	121	19.4183.5223.24	19.4183.5223.04	19.4183.5223.21	19.4183.5223.34	1698 x 48 x 70	
		asymmetric	50	121	19.4183.6223.24	19.4183.6223.04	19.4183.6223.21	19.4183.6223.34	2258 x 48 x 70	
			25	157	19.4184.1223.24	19.4184.1223.04	19.4184.1223.21	19.4184.1223.34	1144 x 48 x 70	
			31	157	19.4184.2223.24	19.4184.2223.04	19.4184.2223.21	19.4184.2223.34	1425 x 48 x 70	
Micro-PRM		87	25	149	19.4184.1123.24	19.4184.1123.04	19.4184.1123.21	19.4184.1123.34	1144 x 48 x 70	
			31	149	19.4184.2123.24	19.4184.2123.04	19.4184.2123.21	19.4184.2123.34	1425 x 48 x 70	
			12	140	19.4183.9123.24	19.4183.9123.04	19.4183.9123.21	19.4183.9123.34	578 x 48 x 70	
			14	140	19.4183.1123.24	19.4183.1123.04	19.4183.1123.21	19.4183.1123.34	1138 x 48 x 70	
			21	141	19.4183.2123.24	19.4183.2123.04	19.4183.2123.21	19.4183.2123.34	1698 x 48 x 70	
			25	131	19.4191.1123.24	19.4191.1123.04	—	19.4191.1123.34	1138 x 48 x 70	
			25	140	19.4183.3123.24	19.4183.3123.04	19.4183.3123.21	19.4183.3123.34	1138 x 48 x 70	
			26	134	19.4191.2123.24	19.4191.2123.04	—	19.4191.2123.34	1418 x 48 x 70	
			28	140	19.4183.4123.24	19.4183.4123.04	19.4183.4123.21	19.4183.4123.34	2258 x 48 x 70	
			37	128	19.4191.3123.24	19.4191.3123.04	—	19.4191.3123.34	1418 x 48 x 70	
Recessed		Micro-PRM	87	37	140	19.4183.5123.24	19.4183.5123.04	19.4183.5123.21	19.4183.5123.34	1698 x 48 x 70
				50	140	19.4183.6123.24	19.4183.6123.04	19.4183.6123.21	19.4183.6123.34	2258 x 48 x 70
		Louver	75	25	140	19.4145.6223.24	19.4145.6223.04	19.4145.6223.21	19.4145.6223.34	1160 x 70 x 75
31				140	19.4145.8223.24	19.4145.8223.04	19.4145.8223.21	19.4145.8223.34	1441 x 70 x 75	
		Louver	75	26	144	19.4152.3323.24	19.4152.3323.04	19.4152.3323.21	19.4152.3323.34	1146 x 70 x 75
				32	145	19.4152.7323.24	19.4152.7323.04	19.4152.7323.21	19.4152.7323.34	1426 x 70 x 75

# X-Line Slim standard offer

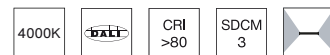
4000K, ON-OFF, up&amp;down emission pattern

4000K

ON/  
OFFCRI  
>80SDCM  
3

Installation	Diffuser	Beam	W	Lm/W	Sales Index				Dimensions [mm]
					anodised aluminium	black	grey	white	
Suspended	PC/Louver	75	38	141	19.4186.1121.24	19.4186.1121.04	19.4186.1121.21	19.4186.1121.34	1126 x 48 x 70
			47	141	19.4186.2121.24	19.4186.2121.04	19.4186.2121.21	19.4186.2121.34	1406 x 48 x 70
			75	141	19.4186.3121.24	19.4186.3121.04	19.4186.3121.21	19.4186.3121.34	2266 x 48 x 70
	PC/Optics	90	28	144	19.4181.2221.24	19.4181.2221.04	19.4181.2221.21	19.4181.2221.34	1144 x 48 x 70
			35	144	19.4181.4221.24	19.4181.4221.04	19.4181.4221.21	19.4181.4221.34	1425 x 48 x 70
			37	151	19.4181.1221.24	19.4181.1221.04	19.4181.1221.21	19.4181.1221.34	1144 x 48 x 70
			46	151	19.4181.3221.24	19.4181.3221.04	19.4181.3221.21	19.4181.3221.34	1425 x 48 x 70
		asymmetric	28	140	19.4181.2121.24	19.4181.2121.04	19.4181.2121.21	19.4181.2121.34	1144 x 48 x 70
			35	140	19.4181.4121.24	19.4181.4121.04	19.4181.4121.21	19.4181.4121.34	1425 x 48 x 70
			37	146	19.4181.1121.24	19.4181.1121.04	19.4181.1121.21	19.4181.1121.34	1144 x 48 x 70
			46	146	19.4181.3121.24	19.4181.3121.04	19.4181.3121.21	19.4181.3121.34	1425 x 48 x 70
	PC/Micro-PRM	87	37	138	19.4180.1121.24	19.4180.1121.04	19.4180.1121.21	19.4180.1121.34	1138 x 48 x 70
			50	136	19.4180.3121.24	19.4180.3121.04	19.4180.3121.21	19.4180.3121.34	1138 x 48 x 70
			55	138	19.4180.2121.24	19.4180.2121.04	19.4180.2121.21	19.4180.2121.34	1698 x 48 x 70
			74	136	19.4180.5121.24	19.4180.5121.04	19.4180.5121.21	19.4180.5121.34	1698 x 48 x 70
			74	138	19.4180.4121.24	19.4180.4121.04	19.4180.4121.21	19.4180.4121.34	2258 x 48 x 70
			99	136	19.4180.6121.24	19.4180.6121.04	19.4180.6121.21	19.4180.6121.34	2258 x 48 x 70

4000K, DALI, up&down emission pattern



Installation	Diffuser	Beam	W	Lm/W	Sales Index				Dimensions [mm]
					anodised aluminium	black	grey	white	
Suspended	PC/Louver	75	38	141	19.4186.1123.24	19.4186.1123.04	19.4186.1123.21	19.4186.1123.34	1126 x 48 x 70
			47	141	19.4186.2123.24	19.4186.2123.04	19.4186.2123.21	19.4186.2123.34	1406 x 48 x 70
			75	141	19.4186.3123.24	19.4186.3123.04	19.4186.3123.21	19.4186.3123.34	2266 x 48 x 70
	PC/Optics	90	28	144	19.4181.2223.24	19.4181.2223.04	19.4181.2223.21	19.4181.2223.34	1144 x 48 x 70
			35	144	19.4181.4223.24	19.4181.4223.04	19.4181.4223.21	19.4181.4223.34	1425 x 48 x 70
			37	151	19.4181.1223.24	19.4181.1223.04	19.4181.1223.21	19.4181.1223.34	1144 x 48 x 70
			46	151	19.4181.3223.24	19.4181.3223.04	19.4181.3223.21	19.4181.3223.34	1425 x 48 x 70
		asymmetric	28	140	19.4181.2123.24	19.4181.2123.04	19.4181.2123.21	19.4181.2123.34	1144 x 48 x 70
			35	140	19.4181.4123.24	19.4181.4123.04	19.4181.4123.21	19.4181.4123.34	1425 x 48 x 70
			37	146	19.4181.1123.24	19.4181.1123.04	19.4181.1123.21	19.4181.1123.34	1144 x 48 x 70
			46	146	19.4181.3123.24	19.4181.3123.04	19.4181.3123.21	19.4181.3123.34	1425 x 48 x 70
	PC/Micro-PRM	87	37	138	19.4180.1123.24	19.4180.1123.04	19.4180.1123.21	19.4180.1123.34	1138 x 48 x 70
			50	136	19.4180.3123.24	19.4180.3123.04	19.4180.3123.21	19.4180.3123.34	1138 x 48 x 70
			55	138	19.4180.2123.24	19.4180.2123.04	19.4180.2123.21	19.4180.2123.34	1698 x 48 x 70
			74	136	19.4180.5123.24	19.4180.5123.04	19.4180.5123.21	19.4180.5123.34	1698 x 48 x 70
			74	138	19.4180.4123.24	19.4180.4123.04	19.4180.4123.21	19.4180.4123.34	2258 x 48 x 70
			99	136	19.4180.6123.24	19.4180.6123.04	19.4180.6123.21	19.4180.6123.34	2258 x 48 x 70

# X-Line Slim standard offer

Tunable White, DALI, direct emission pattern




Installation	Diffuser	Beam	W	Lm/W	Sales Index		Dimensions [mm]
					anodised aluminium	white	
Suspended	Optics	90	32	112÷119	19.4090.1653.24	—	1144 x 48 x 70
			40	112÷119	19.4090.2753.24	—	1425 x 48 x 70
		asymmetric	32	106÷113	19.4090.3653.24	—	1144 x 48 x 70
			40	106÷113	19.4090.4753.24	—	1425 x 48 x 70
Surface	Optics	90	32	112÷119	19.4184.1253.24	—	1144 x 48 x 70
			39	115÷122	19.4184.2253.24	—	1425 x 48 x 70
		asymmetric	32	106÷113	19.4184.1153.24	—	1144 x 48 x 70
			40	106÷113	19.4184.2153.24	—	1425 x 48 x 70
Recessed	Micro-PRM	87	32	100÷106	—	19.4145.6253.34	1160 x 70 x 75
	Louver	75	26	129÷140	—	19.4152.3353.34	1146 x 70 x 75

## Tunable White, DALI, up&amp;down emission pattern



Installation	Diffuser	Beam	W	Lm/W	Sales Index	Dimensions [mm]
					anodised aluminium	
Suspended	PC/Optics	90	59	127,2÷142	19.4181.5253.24	1144 x 48 x 70
			73	127,1÷142	19.4181.6253.24	1425 x 48 x 70
		asymmetric	59	123,5÷137,9	19.4181.5153.24	1144 x 48 x 70
			73	123,4÷137,9	19.4181.6153.24	1425 x 48 x 70





# X-Line Pro



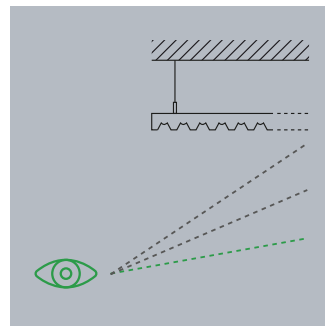
## Simple design for perfect integration into the space

A versatile product from the X-Line family, with a maximally simplified structure, without mounting plates or LED plates, distinguished by aluminium louvers with efficient LED sources. Available both in single and system version, it offers excellent balance between performance and perfect integration in any architectural space.



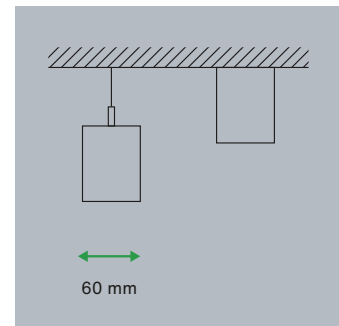
### Perfect cost /performance ratio

Linear LED system designed to meet the latest requirements with an optimal performance/cost ratio.



### Various diffusers

Available with opal and microprismatic diffusers, this solution also includes a louvre version specifically designed to control unwanted reflections, achieving a  $UGR < 19$  for superior visual comfort.




### 60mm design for versatile needs

The luminaire features a 60mm-wide extruded aluminum structure with balanced design and various accessories, enabling seamless linear interconnections for both surface-mounted and suspended installations.



## Family range



### X-LINE PRO LED

This product range delivers top-tier performance, featuring louver versions specifically designed for glare control with a UGR<19 rating. Ideal for creating comfortable and visually efficient environments, it ensures precise illumination while minimizing eye strain, making it perfect for offices and workplaces.



### X-LINE PRO COMPACT UP&DOWN LED




















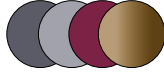





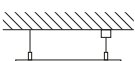
This product delivers an optimal cost-to-performance balance with indirect Up & Down emission in 4000K. Its design creates soft, evenly distributed light patterns that enhance spatial depth and ambiance. Available in both On/Off and DALI options, it is ideal for offices and commercial spaces, promoting comfort and a visually appealing environment.



### X-LINE PRO COMPACT LED

This product combines an optimal cost-to-performance ratio with direct emission lighting in 4000K. Equipped with PLX and MPRM diffusers, it ensures efficient and uniform light. Available in both On/Off and DALI versions, it is a reliable choice for any space or setting.

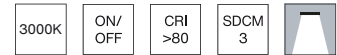
# X-Line Pro Customisation

	Standard possibilities <span style="border: 1px solid black; border-radius: 50%; padding: 2px;">S</span>	Adaptations <span style="background-color: #d9ead3; border: 1px solid black; border-radius: 50%; padding: 2px;">A</span>	Modifications <span style="background-color: #d9d9e3; border: 1px solid black; border-radius: 50%; padding: 2px;">M</span>
<b>Information:</b>	Technical info in web 	Quick technical info sending 	
<b>Samples delivery:</b>	Extra urgent samples delivery 	Fast samples delivery 	You define the requirements and limits, our engineers strive to exceed them 
<b>Quotation and order delivery</b>	Immediate quotation and quick order delivery 	Standardized quotation and delivery from Europe 	
<b>Colour Temperature:</b>	4000K  3000K 	6500K 	other K
<b>Drivers:</b>	ON/OFF 	CASAMBI 	KNX 
<b>Light distribution:</b>	direct  up&down 		asymmetric 
<b>Finishing:</b>	anodised aluminum  black  white 	any RAL colour 	
<b>Standard offer lengths [mm]:</b>	600  1100  1600  2200 	Different customised lengths up to 2400	customised lengths > 2400
<b>Installation:</b>	Surface  Suspended 		



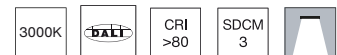
# X-Line Pro standard offer

3000K, ON-OFF, direct emission pattern



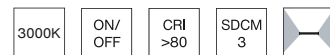
Installation	Diffuser	Beam	W	Lm/W	Sales Index			Dimensions [mm]
					anodised aluminium	black	white	
Surface/ Suspended	PLX	104	13	100	19.2117.1131.24	19.2117.1131.04	19.2117.1131.34	572 x 60 x 72
			19	104	19.2117.1231.24	19.2117.1231.04	19.2117.1231.34	852 x 60 x 72
			25	104	19.2117.1331.24	19.2117.1331.04	19.2117.1331.34	1132 x 60 x 72
			38	104	19.2117.1431.24	19.2117.1431.04	19.2117.1431.34	1694 x 60 x 72
			51	104	19.2117.1531.24	19.2117.1531.04	19.2117.1531.34	2254 x 60 x 72
	Micro-PRM	85	13	110	19.2117.2131.24	19.2117.2131.04	19.2117.2131.34	572 x 60 x 72
			19	114	19.2117.2231.24	19.2117.2231.04	19.2117.2231.34	852 x 60 x 72
			25	114	19.2117.2331.24	19.2117.2331.04	19.2117.2331.34	1132 x 60 x 72
			38	114	19.2117.2431.24	19.2117.2431.04	19.2117.2431.34	1694 x 60 x 72
			51	114	19.2117.2531.24	19.2117.2531.04	19.2117.2531.34	2254 x 60 x 72
	Louver	80	13	155	19.2109.3131.24	19.2109.3131.04	19.2109.3131.34	564 x 60 x 70
			19	161	19.2109.3231.24	19.2109.3231.04	19.2109.3231.34	844 x 60 x 70
			26	160	19.2109.3331.24	19.2109.3331.04	19.2109.3331.34	1124 x 60 x 70
			38	161	19.2109.3431.24	19.2109.3431.04	19.2109.3431.34	1684 x 60 x 70
			51	161	19.2109.3531.24	19.2109.3531.04	19.2109.3531.34	2244 x 60 x 70

3000K, DALI, direct emission pattern



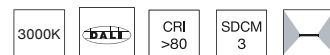
Installation	Diffuser	Beam	W	Lm/W	Sales Index			Dimensions [mm]
					anodised aluminium	black	white	
Surface/ Suspended	PLX	104	13	100	19.2117.1133.24	19.2117.1133.04	19.2117.1133.34	572 x 60 x 72
			19	104	19.2117.1233.24	19.2117.1233.04	19.2117.1233.34	852 x 60 x 72
			25	104	19.2117.1333.24	19.2117.1333.04	19.2117.1333.34	1132 x 60 x 72
			38	104	19.2117.1433.24	19.2117.1433.04	19.2117.1433.34	1694 x 60 x 72
			51	104	19.2117.1533.24	19.2117.1533.04	19.2117.1533.34	2254 x 60 x 72
	Micro-PRM	85	13	110	19.2117.2133.24	19.2117.2133.04	19.2117.2133.34	572 x 60 x 72
			19	114	19.2117.2233.24	19.2117.2233.04	19.2117.2233.34	852 x 60 x 72
			25	114	19.2117.2333.24	19.2117.2333.04	19.2117.2333.34	1132 x 60 x 72
			38	114	19.2117.2433.24	19.2117.2433.04	19.2117.2433.34	1694 x 60 x 72
			51	114	19.2117.2533.24	19.2117.2533.04	19.2117.2533.34	2254 x 60 x 72
	Louver	80	13	155	19.2109.3133.24	19.2109.3133.04	19.2109.3133.34	564 x 60 x 70
			19	161	19.2109.3233.24	19.2109.3233.04	19.2109.3233.34	844 x 60 x 70
			26	160	19.2109.3333.24	19.2109.3333.04	19.2109.3333.34	1124 x 60 x 70
			38	161	19.2109.3433.24	19.2109.3433.04	19.2109.3433.34	1684 x 60 x 70
			51	161	19.2109.3533.24	19.2109.3533.04	19.2109.3533.34	2244 x 60 x 70

3000K, ON-OFF, up&down emission pattern



Installation	Diffuser	Beam	W	Lm/W	Sales Index			Dimensions [mm]
					anodised aluminium	black	white	
Suspended	PLX-T/PLX	104	19	120	19.2117.4131.24	19.2117.4131.04	19.2117.4131.34	572 x 60 x 72
			26	121	19.2117.4231.24	19.2117.4231.04	19.2117.4231.34	852 x 60 x 72
			38	120	19.2117.4331.24	19.2117.4331.04	19.2117.4331.34	1132 x 60 x 72
			52	121	19.2117.4431.24	19.2117.4431.04	19.2117.4431.34	1694 x 60 x 72
			76	120	19.2117.4531.24	19.2117.4531.04	19.2117.4531.34	2254 x 60 x 72
	PLX-T/Micro-PRM	85	19	129	19.2117.5131.24	19.2117.5131.04	19.2117.5131.34	572 x 60 x 72
			26	130	19.2117.5231.24	19.2117.5231.04	19.2117.5231.34	852 x 60 x 72
			38	129	19.2117.5331.24	19.2117.5331.04	19.2117.5331.34	1132 x 60 x 72
			52	130	19.2117.5431.24	19.2117.5431.04	19.2117.5431.34	1694 x 60 x 72
			76	129	19.2117.5531.24	19.2117.5531.04	19.2117.5531.34	2254 x 60 x 72

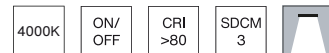
3000K, DALI, up&down emission pattern



Installation	Diffuser	Beam	W	Lm/W	Sales Index			Dimensions [mm]
					anodised aluminium	black	white	
Suspended	PLX-T/PLX	104	19	120	19.2117.4133.24	19.2117.4133.04	19.2117.4133.34	572 x 60 x 72
			26	121	19.2117.4233.24	19.2117.4233.04	19.2117.4233.34	852 x 60 x 72
			38	120	19.2117.4333.24	19.2117.4333.04	19.2117.4333.34	1132 x 60 x 72
			52	121	19.2117.4433.24	19.2117.4433.04	19.2117.4433.34	1694 x 60 x 72
			76	120	19.2117.4533.24	19.2117.4533.04	19.2117.4533.34	2254 x 60 x 72
	PLX-T/Micro-PRM	85	19	129	19.2117.5133.24	19.2117.5133.04	19.2117.5133.34	572 x 60 x 72
			26	130	19.2117.5233.24	19.2117.5233.04	19.2117.5233.34	852 x 60 x 72
			38	129	19.2117.5333.24	19.2117.5333.04	19.2117.5333.34	1132 x 60 x 72
			52	130	19.2117.5433.24	19.2117.5433.04	19.2117.5433.34	1694 x 60 x 72
			76	129	19.2117.5533.24	19.2117.5533.04	19.2117.5533.34	2254 x 60 x 72

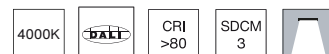
# X-Line Pro standard offer

4000K, ON-OFF, direct emission pattern



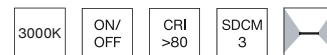
Installation	Diffuser	Beam	W	Lm/W	Sales Index			Dimensions [mm]
					anodised aluminium	black	white	
Surface/ Suspended	PLX	104	13	104	19.2117.1141.24	19.2117.1141.04	19.2117.1141.34	572 x 60 x 72
			19	108	19.2117.1241.24	19.2117.1241.04	19.2117.1241.34	852 x 60 x 72
			25	108	19.2117.1341.24	19.2117.1341.04	19.2117.1341.34	1132 x 60 x 72
			38	108	19.2117.1441.24	19.2117.1441.04	19.2117.1441.34	1694 x 60 x 72
			51	108	19.2117.1541.24	19.2117.1541.04	19.2117.1541.34	2254 x 60 x 72
	Micro-PRM	85	13	115	19.2117.2141.24	19.2117.2141.04	19.2117.2141.34	572 x 60 x 72
			19	119	19.2117.2241.24	19.2117.2241.04	19.2117.2241.34	852 x 60 x 72
			25	119	19.2117.2341.24	19.2117.2341.04	19.2117.2341.34	1132 x 60 x 72
			38	119	19.2117.2441.24	19.2117.2441.04	19.2117.2441.34	1694 x 60 x 72
			51	119	19.2117.2541.24	19.2117.2541.04	19.2117.2541.34	2254 x 60 x 72
	Louver	80	13	163	19.2109.3141.24	19.2109.3141.04	19.2109.3141.34	564 x 60 x 70
			19	169	19.2109.3241.24	19.2109.3241.04	19.2109.3241.34	844 x 60 x 70
			26	169	19.2109.3341.24	19.2109.3341.04	19.2109.3341.34	1124 x 60 x 70
			38	169	19.2109.3441.24	19.2109.3441.04	19.2109.3441.34	1684 x 60 x 70
			51	169	19.2109.3541.24	19.2109.3541.04	19.2109.3541.34	2244 x 60 x 70

4000K, DALI, direct emission pattern



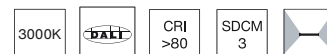
Installation	Diffuser	Beam	W	Lm/W	Sales Index			Dimensions [mm]
					anodised aluminium	black	white	
Surface/ Suspended	PLX	104	13	104	19.2117.1143.24	19.2117.1143.04	19.2117.1143.34	572 x 60 x 72
			19	108	19.2117.1243.24	19.2117.1243.04	19.2117.1243.34	852 x 60 x 72
			25	108	19.2117.1343.24	19.2117.1343.04	19.2117.1343.34	1132 x 60 x 72
			38	108	19.2117.1443.24	19.2117.1443.04	19.2117.1443.34	1694 x 60 x 72
			51	108	19.2117.1543.24	19.2117.1543.04	19.2117.1543.34	2254 x 60 x 72
	Micro-PRM	85	13	115	19.2117.2143.24	19.2117.2143.04	19.2117.2143.34	572 x 60 x 72
			19	119	19.2117.2243.24	19.2117.2243.04	19.2117.2243.34	852 x 60 x 72
			25	119	19.2117.2343.24	19.2117.2343.04	19.2117.2343.34	1132 x 60 x 72
			38	119	19.2117.2443.24	19.2117.2443.04	19.2117.2443.34	1694 x 60 x 72
			51	119	19.2117.2543.24	19.2117.2543.04	19.2117.2543.34	2254 x 60 x 72
	Louver	80	13	163	19.2109.3143.24	19.2109.3143.04	19.2109.3143.34	564 x 60 x 70
			19	169	19.2109.3243.24	19.2109.3243.04	19.2109.3243.34	844 x 60 x 70
			26	169	19.2109.3343.24	19.2109.3343.04	19.2109.3343.34	1124 x 60 x 70
			38	169	19.2109.3443.24	19.2109.3443.04	19.2109.3443.34	1684 x 60 x 70
			51	169	19.2109.3543.24	19.2109.3543.04	19.2109.3543.34	2244 x 60 x 70

4000K, ON-OFF, up&down emission pattern




Installation	Diffuser	Beam	W	Lm/W	Sales Index			Dimensions [mm]
					anodised aluminium	black	white	
Suspended	PLX-T/PLX	104	19	125	19.2117.4141.24	19.2117.4141.04	19.2117.4141.34	572 x 60 x 72
			26	126	19.2117.4241.24	19.2117.4241.04	19.2117.4241.34	852 x 60 x 72
			38	125	19.2117.4341.24	19.2117.4341.04	19.2117.4341.34	1132 x 60 x 72
			52	126	19.2117.4441.24	19.2117.4441.04	19.2117.4441.34	1694 x 60 x 72
			76	125	19.2117.4541.24	19.2117.4541.04	19.2117.4541.34	2254 x 60 x 72
	PLX-T/Micro-PRM	85	19	134	19.2117.5141.24	19.2117.5141.04	19.2117.5141.34	572 x 60 x 72
			26	135	19.2117.5241.24	19.2117.5241.04	19.2117.5241.34	852 x 60 x 72
			38	134	19.2117.5341.24	19.2117.5341.04	19.2117.5341.34	1132 x 60 x 72
			52	135	19.2117.5441.24	19.2117.5441.04	19.2117.5441.34	1694 x 60 x 72
			76	134	19.2117.5541.24	19.2117.5541.04	19.2117.5541.34	2254 x 60 x 72

4000K, DALI, up&down emission pattern



Installation	Diffuser	Beam	W	Lm/W	Sales Index			Dimensions [mm]
					anodised aluminium	black	white	
Suspended	PLX-T/PLX	104	19	125	19.2117.4143.24	19.2117.4143.04	19.2117.4143.34	572 x 60 x 72
			26	126	19.2117.4243.24	19.2117.4243.04	19.2117.4243.34	852 x 60 x 72
			38	125	19.2117.4343.24	19.2117.4343.04	19.2117.4343.34	1132 x 60 x 72
			52	126	19.2117.4443.24	19.2117.4443.04	19.2117.4443.34	1694 x 60 x 72
			76	125	19.2117.4543.24	19.2117.4543.04	19.2117.4543.34	2254 x 60 x 72
	PLX-T/Micro-PRM	85	19	134	19.2117.5143.24	19.2117.5143.04	19.2117.5143.34	572 x 60 x 72
			26	135	19.2117.5243.24	19.2117.5243.04	19.2117.5243.34	852 x 60 x 72
			38	134	19.2117.5343.24	19.2117.5343.04	19.2117.5343.34	1132 x 60 x 72
			52	135	19.2117.5443.24	19.2117.5443.04	19.2117.5443.34	1694 x 60 x 72
			76	134	19.2117.5543.24	19.2117.5543.04	19.2117.5543.34	2254 x 60 x 72





# X-Line System

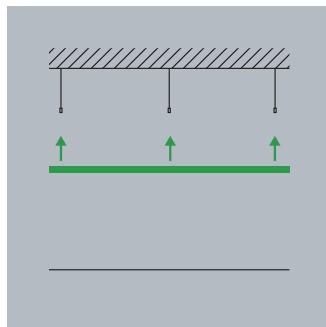
## Linear system

Linear lighting systems offer unparalleled flexibility, making them an ideal solution for a wide range of architectural and interior design applications. Their ability to create seamless, continuous lines of light ensures uniform illumination across large spaces, eliminating shadows and providing a cohesive, well-lit environment. This uniformity is particularly valuable in offices, retail spaces, and commercial interiors where consistent lighting enhances productivity and visual comfort.

Designed with elegance in mind, linear lighting systems feature sleek, minimalist profiles that integrate effortlessly into various design aesthetics, from modern offices to

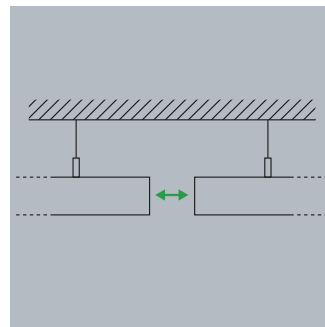
stylish commercial spaces designed with themes like loft aesthetics. Whether recessed, surface-mounted, or suspended, these systems contribute to a clean and sophisticated look, complementing the architecture without overwhelming it.

From a practical perspective, installing a long line of light reduces the need for multiple fixtures, simplifying installation and maintenance. This not only enhances visual continuity but also streamlines the lighting layout for a more efficient and organized space. Linear lighting systems are a perfect balance of form and function, delivering both aesthetic appeal and practical advantages for diverse lighting needs.



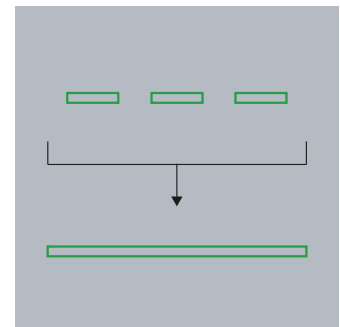
### Simplified installation

Installing a continuous line of light streamlines the process, reducing the number of fixtures needed and making both installation and maintenance simpler and more efficient.




### Easy connection

The luminaires in this system feature a fast and easy interconnection, allowing for quick setup and seamless alignment, ensuring a smooth and efficient installation process.




### Clean & simplified look

The system version creates a seamless, continuous line of light, offering a cleaner, more cohesive look compared to multiple standalone fixtures.




**The X-Line Pro Line, X-Line Slim Line, and X-Line Slight Line systems feature interconnectable segments, enabling the creation of continuous, straight lines of light.**


**X-LINE SLIGHT LINE SYSTEM**



**X-LINE SLIM LINE SYSTEM**




**X-LINE PRO LINE SYSTEM**



X-LINE SLIGHT LED LINE  
X-LINE SLIGHT LOW UGR LED LINE  
X-LINE SLIGHT SURFACE LED LINE  
X-LINE SLIGHT SURFACE LOW UGR LED LINE  
X-LINE SLIGHT UP&DOWN LED LINE

X-LINE SLIM LED LINE  
X-LINE SLIM SURFACE LED LINE  
X-LINE SLIM UP&DOWN LED LINE  
X-LINE SLIM RECESSED LED LINE  
X-LINE SLIM RECESSED LOW UGR LED

X-LINE PRO COMPACT LINE  
X-LINE PRO LINE  
X-LINE PRO COMPACT UP&DOWN LINE





# X-Line Slight Line standard offer

3000K, ON-OFF, direct emission pattern

3000K

ON/  
OFF

CRI  
>80

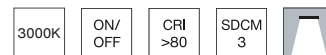
SDCM  
3



Installation	Diffuser	Beam	W	Lm/W	Modules*	Sales Index				Dimensions [mm]		
						anodised aluminium	black	grey	white			
Suspended	PLX	100	09	122	BM	19.4301.5111.24	19.4301.5111.04	19.4301.5111.21	19.4301.5111.34	570 x 34 x 68		
					S	19.4301.1111.24	19.4301.1111.04	19.4301.1111.21	19.4301.1111.34	568 x 34 x 68		
			13	125	BM	19.4301.5211.24	19.4301.5211.04	19.4301.5211.21	19.4301.5211.34	570 x 34 x 68		
					S	19.4301.1211.24	19.4301.1211.04	19.4301.1211.21	19.4301.1211.34	568 x 34 x 68		
			16	134	BM	19.4301.6311.24	19.4301.6311.04	19.4301.6311.21	19.4301.6311.34	1132 x 34 x 68		
					S	19.4301.2311.24	19.4301.2311.04	19.4301.2311.21	19.4301.2311.34	1130 x 34 x 68		
			24	134	BM	19.4301.3511.24	19.4301.3511.04	19.4301.3511.21	19.4301.3511.34	1689 x 34 x 68		
					S	19.4301.7511.24	19.4301.7511.04	19.4301.7511.21	19.4301.7511.34	1671 x 34 x 68		
			26	129	BM	19.4301.6611.24	19.4301.6611.04	19.4301.6611.21	19.4301.6611.34	1132 x 34 x 68		
					S	19.4301.2611.24	19.4301.2611.04	19.4301.2611.21	19.4301.2611.34	1130 x 34 x 68		
			31	134	BM	19.4301.8711.24	19.4301.8711.04	19.4301.8711.21	19.4301.8711.34	2254 x 34 x 68		
					S	19.4301.4711.24	19.4301.4711.04	19.4301.4711.21	19.4301.4711.34	2252 x 34 x 68		
			39	129	BM	19.4301.7811.24	19.4301.7811.04	19.4301.7811.21	19.4301.7811.34	1691 x 34 x 68		
					S	19.4301.3811.24	19.4301.3811.04	19.4301.3811.21	19.4301.3811.34	1689 x 34 x 68		
			52	129	BM	19.4301.8911.24	19.4301.8911.04	19.4301.8911.21	19.4301.8911.34	2254 x 34 x 68		
					S	19.4301.4911.24	19.4301.4911.04	19.4301.4911.21	19.4301.4911.34	2252 x 34 x 68		
			Micro-PRM	92	09	133	BM	19.4302.5111.24	19.4302.5111.04	19.4302.5111.21	19.4302.5111.34	570 x 34 x 68
							S	19.4302.1111.24	19.4302.1111.04	19.4302.1111.21	19.4302.1111.34	568 x 34 x 68
	13	136			BM	19.4302.5211.24	19.4302.5211.04	19.4302.5211.21	19.4302.5211.34	570 x 34 x 68		
					S	19.4302.1211.24	19.4302.1211.04	19.4302.1211.21	19.4302.1211.34	568 x 34 x 68		
	16	146			BM	19.4302.6311.24	19.4302.6311.04	19.4302.6311.21	19.4302.6311.34	1132 x 34 x 68		
					S	19.4302.2311.24	19.4302.2311.04	19.4302.2311.21	19.4302.2311.34	1130 x 34 x 68		
	24	146			BM	19.4302.3511.24	19.4302.3511.04	19.4302.3511.21	19.4302.3511.34	1689 x 34 x 68		
					S	19.4302.7511.24	19.4302.7511.04	19.4302.7511.21	19.4302.7511.34	1671 x 34 x 68		
	26	140			BM	19.4302.6611.24	19.4302.6611.04	19.4302.6611.21	19.4302.6611.34	1132 x 34 x 68		
					S	19.4302.2611.24	19.4302.2611.04	19.4302.2611.21	19.4302.2611.34	1130 x 34 x 68		
	31	146			BM	19.4302.8711.24	19.4302.8711.04	19.4302.8711.21	19.4302.8711.34	2254 x 34 x 68		
					S	19.4302.4711.24	19.4302.4711.04	19.4302.4711.21	19.4302.4711.34	2252 x 34 x 68		
	39	140			BM	19.4302.7811.24	19.4302.7811.04	19.4302.7811.21	19.4302.7811.34	1691 x 34 x 68		
					S	19.4302.3811.24	19.4302.3811.04	19.4302.3811.21	19.4302.3811.34	1689 x 34 x 68		
	52	140			BM	19.4302.8911.24	19.4302.8911.04	19.4302.8911.21	19.4302.8911.34	2254 x 34 x 68		
					S	19.4302.4911.24	19.4302.4911.04	19.4302.4911.21	19.4302.4911.34	2252 x 34 x 68		
	Louver	45			08	106	BM	19.4300.5111.24	19.4300.5111.04	19.4300.5111.21	19.4300.5111.34	798 x 34 x 68
							S	19.4300.1111.24	19.4300.1111.04	19.4300.1111.21	19.4300.1111.34	796 x 34 x 68
			11	112	BM	19.4300.6311.24	19.4300.6311.04	19.4300.6311.21	19.4300.6311.34	1198 x 34 x 68		
					S	19.4300.2311.24	19.4300.2311.04	19.4300.2311.21	19.4300.2311.34	1196 x 34 x 68		
13			104	BM	19.4300.5211.24	19.4300.5211.04	19.4300.5211.21	19.4300.5211.34	798 x 34 x 68			
				S	19.4300.1211.24	19.4300.1211.04	19.4300.1211.21	19.4300.1211.34	796 x 34 x 68			
15			117	BM	19.4300.7511.24	19.4300.7511.04	19.4300.7511.21	19.4300.7511.34	1598 x 34 x 68			
				S	19.4300.3511.24	19.4300.3511.04	19.4300.3511.21	19.4300.3511.34	1596 x 34 x 68			
18			116	BM	19.4300.8411.24	19.4300.8411.04	19.4300.8411.21	19.4300.8411.34	1998 x 34 x 68			
				S	19.4300.4411.24	19.4300.4411.04	19.4300.4411.21	19.4300.4411.34	1996 x 34 x 68			
19			108	BM	19.4300.6411.24	19.4300.6411.04	19.4300.6411.21	19.4300.6411.34	1198 x 34 x 68			
				S	19.4300.2411.24	19.4300.2411.04	19.4300.2411.21	19.4300.2411.34	1196 x 34 x 68			
26			108	BM	19.4300.7611.24	19.4300.7611.04	19.4300.7611.21	19.4300.7611.34	1598 x 34 x 68			
				S	19.4300.3611.24	19.4300.3611.04	19.4300.3611.21	19.4300.3611.34	1596 x 34 x 68			
32			108	BM	19.4300.8811.24	19.4300.8811.04	19.4300.8811.21	19.4300.8811.34	1998 x 34 x 68			
				S	19.4300.4811.24	19.4300.4811.04	19.4300.4811.21	19.4300.4811.34	1996 x 34 x 68			

\* BM - initial power supply module, S - intermediate/end module

3000K, ON-OFF, direct emission pattern

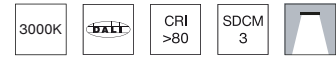


Installation	Diffuser	Beam	W	Lm/W	Modules*	Sales Index				Dimensions [mm]		
						anodised aluminium	black	grey	white			
Surface	PLX	100	09	122	BM	19.4307.5111.24	19.4307.5111.04	19.4307.5111.21	19.4307.5111.34	570 x 34 x 68		
					S	19.4307.1111.24	19.4307.1111.04	19.4307.1111.21	19.4307.1111.34	568 x 34 x 68		
			13	125	BM	19.4307.5211.24	19.4307.5211.04	19.4307.5211.21	19.4307.5211.34	570 x 34 x 68		
					S	19.4307.1211.24	19.4307.1211.04	19.4307.1211.21	19.4307.1211.34	568 x 34 x 68		
			16	134	BM	19.4307.6311.24	19.4307.6311.04	19.4307.6311.21	19.4307.6311.34	1132 x 34 x 68		
					S	19.4307.2311.24	19.4307.2311.04	19.4307.2311.21	19.4307.2311.34	1130 x 34 x 68		
			24	134	BM	19.4307.3511.24	19.4307.3511.04	19.4307.3511.21	19.4307.3511.34	1689 x 34 x 68		
					S	19.4307.7511.24	19.4307.7511.04	19.4307.7511.21	19.4307.7511.34	1671 x 34 x 68		
			26	129	BM	19.4307.6611.24	19.4307.6611.04	19.4307.6611.21	19.4307.6611.34	1132 x 34 x 68		
					S	19.4307.2611.24	19.4307.2611.04	19.4307.2611.21	19.4307.2611.34	1130 x 34 x 68		
			31	134	BM	19.4307.8711.24	19.4307.8711.04	19.4307.8711.21	19.4307.8711.34	2254 x 34 x 68		
					S	19.4307.4711.24	19.4307.4711.04	19.4307.4711.21	19.4307.4711.34	2252 x 34 x 68		
			39	129	BM	19.4307.7811.24	19.4307.7811.04	19.4307.7811.21	19.4307.7811.34	1691 x 34 x 68		
					S	19.4307.3811.24	19.4307.3811.04	19.4307.3811.21	19.4307.3811.34	1689 x 34 x 68		
			52	129	BM	19.4307.8911.24	19.4307.8911.04	19.4307.8911.21	19.4307.8911.34	2254 x 34 x 68		
					S	19.4307.4911.24	19.4307.4911.04	19.4307.4911.21	19.4307.4911.34	2252 x 34 x 68		
			Micro-PRM	92	09	133	BM	19.4308.5111.24	19.4308.5111.04	19.4308.5111.21	19.4308.5111.34	570 x 34 x 68
							S	19.4308.1111.24	19.4308.1111.04	19.4308.1111.21	19.4308.1111.34	568 x 34 x 68
	13	136			BM	19.4308.5211.24	19.4308.5211.04	19.4308.5211.21	19.4308.5211.34	570 x 34 x 68		
					S	19.4308.1211.24	19.4308.1211.04	19.4308.1211.21	19.4308.1211.34	568 x 34 x 68		
	16	146			BM	19.4308.6311.24	19.4308.6311.04	19.4308.6311.21	19.4308.6311.34	1132 x 34 x 68		
					S	19.4308.2311.24	19.4308.2311.04	19.4308.2311.21	19.4308.2311.34	1130 x 34 x 68		
	24	146			BM	19.4308.3511.24	19.4308.3511.04	19.4308.3511.21	19.4308.3511.34	1689 x 34 x 68		
					S	19.4308.7511.24	19.4308.7511.04	19.4308.7511.21	19.4308.7511.34	1671 x 34 x 68		
	26	140			BM	19.4308.6611.24	19.4308.6611.04	19.4308.6611.21	19.4308.6611.34	1132 x 34 x 68		
					S	19.4308.2611.24	19.4308.2611.04	19.4308.2611.21	19.4308.2611.34	1130 x 34 x 68		
	31	146			BM	19.4308.8711.24	19.4308.8711.04	19.4308.8711.21	19.4308.8711.34	2254 x 34 x 68		
					S	19.4308.4711.24	19.4308.4711.04	19.4308.4711.21	19.4308.4711.34	2252 x 34 x 68		
	39	140			BM	19.4308.7811.24	19.4308.7811.04	19.4308.7811.21	19.4308.7811.34	1691 x 34 x 68		
					S	19.4308.3811.24	19.4308.3811.04	19.4308.3811.21	19.4308.3811.34	1689 x 34 x 68		
	52	140			BM	19.4308.8911.24	19.4308.8911.04	19.4308.8911.21	19.4308.8911.34	2254 x 34 x 68		
					S	19.4308.4911.24	19.4308.4911.04	19.4308.4911.21	19.4308.4911.34	2252 x 34 x 68		
	Louver	45			08	106	BM	19.4306.5111.24	19.4306.5111.04	19.4306.5111.21	19.4306.5111.34	798 x 34 x 68
							S	19.4306.1111.24	19.4306.1111.04	19.4306.1111.21	19.4306.1111.34	796 x 34 x 68
			11	112	BM	19.4306.6311.24	19.4306.6311.04	19.4306.6311.21	19.4306.6311.34	1198 x 34 x 68		
					S	19.4306.2311.24	19.4306.2311.04	19.4306.2311.21	19.4306.2311.34	1196 x 34 x 68		
13			104	BM	19.4306.5211.24	19.4306.5211.04	19.4306.5211.21	19.4306.5211.34	798 x 34 x 68			
				S	19.4306.1211.24	19.4306.1211.04	19.4306.1211.21	19.4306.1211.34	796 x 34 x 68			
15			117	BM	19.4306.7511.24	19.4306.7511.04	19.4306.7511.21	19.4306.7511.34	1598 x 34 x 68			
				S	19.4306.3511.24	19.4306.3511.04	19.4306.3511.21	19.4306.3511.34	1596 x 34 x 68			
18			116	BM	19.4306.8411.24	19.4306.8411.04	19.4306.8411.21	19.4306.8411.34	1998 x 34 x 68			
				S	19.4306.4411.24	19.4306.4411.04	19.4306.4411.21	19.4306.4411.34	1996 x 34 x 68			
19			108	BM	19.4306.6411.24	19.4306.6411.04	19.4306.6411.21	19.4306.6411.34	1198 x 34 x 68			
				S	19.4306.2411.24	19.4306.2411.04	19.4306.2411.21	19.4306.2411.34	1196 x 34 x 68			
26			108	BM	19.4306.7611.24	19.4306.7611.04	19.4306.7611.21	19.4306.7611.34	1598 x 34 x 68			
				S	19.4306.3611.24	19.4306.3611.04	19.4306.3611.21	19.4306.3611.34	1596 x 34 x 68			
32			108	BM	19.4306.8811.24	19.4306.8811.04	19.4306.8811.21	19.4306.8811.34	1998 x 34 x 68			
				S	19.4306.4811.24	19.4306.4811.04	19.4306.4811.21	19.4306.4811.34	1996 x 34 x 68			

\* BM - initial power supply module, S - intermediate/end module

# X-Line Slight Line standard offer

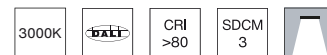
3000K, DALI, direct emission pattern



Installation	Diffuser	Beam	W	Lm/W	Modules*	Sales Index				Dimensions [mm]
						anodised aluminium	black	grey	white	
Suspended	PLX	100	09	122	BM	19.4301.5113.24	19.4301.5113.04	19.4301.5113.21	19.4301.5113.34	570 x 34 x 68
					S	19.4301.1113.24	19.4301.1113.04	19.4301.1113.21	19.4301.1113.34	568 x 34 x 68
			13	125	BM	19.4301.5213.24	19.4301.5213.04	19.4301.5213.21	19.4301.5213.34	570 x 34 x 68
					S	19.4301.1213.24	19.4301.1213.04	19.4301.1213.21	19.4301.1213.34	568 x 34 x 68
			16	134	BM	19.4301.6313.24	19.4301.6313.04	19.4301.6313.21	19.4301.6313.34	1132 x 34 x 68
					S	19.4301.2313.24	19.4301.2313.04	19.4301.2313.21	19.4301.2313.34	1130 x 34 x 68
			24	134	BM	19.4301.3513.24	19.4301.3513.04	19.4301.3513.21	19.4301.3513.34	1689 x 34 x 68
					S	19.4301.7513.24	19.4301.7513.04	19.4301.7513.21	19.4301.7513.34	1671 x 34 x 68
			26	129	BM	19.4301.6613.24	19.4301.6613.04	19.4301.6613.21	19.4301.6613.34	1132 x 34 x 68
					S	19.4301.2613.24	19.4301.2613.04	19.4301.2613.21	19.4301.2613.34	1130 x 34 x 68
			31	134	BM	19.4301.8713.24	19.4301.8713.04	19.4301.8713.21	19.4301.8713.34	2254 x 34 x 68
					S	19.4301.4713.24	19.4301.4713.04	19.4301.4713.21	19.4301.4713.34	2252 x 34 x 68
			39	129	BM	19.4301.7813.24	19.4301.7813.04	19.4301.7813.21	19.4301.7813.34	1691 x 34 x 68
					S	19.4301.3813.24	19.4301.3813.04	19.4301.3813.21	19.4301.3813.34	1689 x 34 x 68
			52	129	BM	19.4301.8913.24	19.4301.8913.04	19.4301.8913.21	19.4301.8913.34	2254 x 34 x 68
					S	19.4301.4913.24	19.4301.4913.04	19.4301.4913.21	19.4301.4913.34	2252 x 34 x 68
	Micro-PRM	92	09	133	BM	19.4302.5113.24	19.4302.5113.04	19.4302.5113.21	19.4302.5113.34	570 x 34 x 68
					S	19.4302.1113.24	19.4302.1113.04	19.4302.1113.21	19.4302.1113.34	568 x 34 x 68
			13	136	BM	19.4302.5213.24	19.4302.5213.04	19.4302.5213.21	19.4302.5213.34	570 x 34 x 68
					S	19.4302.1213.24	19.4302.1213.04	19.4302.1213.21	19.4302.1213.34	568 x 34 x 68
			16	146	BM	19.4302.6313.24	19.4302.6313.04	19.4302.6313.21	19.4302.6313.34	1132 x 34 x 68
					S	19.4302.2313.24	19.4302.2313.04	19.4302.2313.21	19.4302.2313.34	1130 x 34 x 68
			24	146	BM	19.4302.3513.24	19.4302.3513.04	19.4302.3513.21	19.4302.3513.34	1689 x 34 x 68
					S	19.4302.7513.24	19.4302.7513.04	19.4302.7513.21	19.4302.7513.34	1671 x 34 x 68
			26	140	BM	19.4302.6613.24	19.4302.6613.04	19.4302.6613.21	19.4302.6613.34	1132 x 34 x 68
					S	19.4302.2613.24	19.4302.2613.04	19.4302.2613.21	19.4302.2613.34	1130 x 34 x 68
			31	146	BM	19.4302.8713.24	19.4302.8713.04	19.4302.8713.21	19.4302.8713.34	2254 x 34 x 68
					S	19.4302.4713.24	19.4302.4713.04	19.4302.4713.21	19.4302.4713.34	2252 x 34 x 68
39	140	BM	19.4302.7813.24	19.4302.7813.04	19.4302.7813.21	19.4302.7813.34	1691 x 34 x 68			
		S	19.4302.3813.24	19.4302.3813.04	19.4302.3813.21	19.4302.3813.34	1689 x 34 x 68			
52	140	BM	19.4302.8913.24	19.4302.8913.04	19.4302.8913.21	19.4302.8913.34	2254 x 34 x 68			
		S	19.4302.4913.24	19.4302.4913.04	19.4302.4913.21	19.4302.4913.34	2252 x 34 x 68			
Louver	45	08	106	BM	19.4300.5113.24	19.4300.5113.04	19.4300.5113.21	19.4300.5113.34	798 x 34 x 68	
				S	19.4300.1113.24	19.4300.1113.04	19.4300.1113.21	19.4300.1113.34	796 x 34 x 68	
		11	112	BM	19.4300.6313.24	19.4300.6313.04	19.4300.6313.21	19.4300.6313.34	1198 x 34 x 68	
				S	19.4300.2313.24	19.4300.2313.04	19.4300.2313.21	19.4300.2313.34	1196 x 34 x 68	
		13	104	BM	19.4300.5213.24	19.4300.5213.04	19.4300.5213.21	19.4300.5213.34	798 x 34 x 68	
				S	19.4300.1213.24	19.4300.1213.04	19.4300.1213.21	19.4300.1213.34	796 x 34 x 68	
		15	117	BM	19.4300.7513.24	19.4300.7513.04	19.4300.7513.21	19.4300.7513.34	1598 x 34 x 68	
				S	19.4300.3513.24	19.4300.3513.04	19.4300.3513.21	19.4300.3513.34	1596 x 34 x 68	
		18	116	BM	19.4300.8413.24	19.4300.8413.04	19.4300.8413.21	19.4300.8413.34	1998 x 34 x 68	
				S	19.4300.4413.24	19.4300.4413.04	19.4300.4413.21	19.4300.4413.34	1996 x 34 x 68	
		19	108	BM	19.4300.6413.24	19.4300.6413.04	19.4300.6413.21	19.4300.6413.34	1198 x 34 x 68	
				S	19.4300.2413.24	19.4300.2413.04	19.4300.2413.21	19.4300.2413.34	1196 x 34 x 68	
26	108	BM	19.4300.7613.24	19.4300.7613.04	19.4300.7613.21	19.4300.7613.34	1598 x 34 x 68			
		S	19.4300.3613.24	19.4300.3613.04	19.4300.3613.21	19.4300.3613.34	1596 x 34 x 68			
32	108	BM	19.4300.8813.24	19.4300.8813.04	19.4300.8813.21	19.4300.8813.34	1998 x 34 x 68			
		S	19.4300.4813.24	19.4300.4813.04	19.4300.4813.21	19.4300.4813.34	1996 x 34 x 68			

\* BM - initial power supply module, S - intermediate/end module

3000K, DALI, direct emission pattern



Installation	Diffuser	Beam	W	Lm/W	Modules*	Sales Index				Dimensions [mm]		
						anodised aluminium	black	grey	white			
Surface	PLX	100	09	122	BM	19.4307.5113.24	19.4307.5113.04	19.4307.5113.21	19.4307.5113.34	570 x 34 x 68		
					S	19.4307.1113.24	19.4307.1113.04	19.4307.1113.21	19.4307.1113.34	568 x 34 x 68		
			13	125	BM	19.4307.5213.24	19.4307.5213.04	19.4307.5213.21	19.4307.5213.34	570 x 34 x 68		
					S	19.4307.1213.24	19.4307.1213.04	19.4307.1213.21	19.4307.1213.34	568 x 34 x 68		
			16	134	BM	19.4307.6313.24	19.4307.6313.04	19.4307.6313.21	19.4307.6313.34	1132 x 34 x 68		
					S	19.4307.2313.24	19.4307.2313.04	19.4307.2313.21	19.4307.2313.34	1130 x 34 x 68		
			24	134	BM	19.4307.3513.24	19.4307.3513.04	19.4307.3513.21	19.4307.3513.34	1689 x 34 x 68		
					S	19.4307.7513.24	19.4307.7513.04	19.4307.7513.21	19.4307.7513.34	1671 x 34 x 68		
			26	129	BM	19.4307.6613.24	19.4307.6613.04	19.4307.6613.21	19.4307.6613.34	1132 x 34 x 68		
					S	19.4307.2613.24	19.4307.2613.04	19.4307.2613.21	19.4307.2613.34	1130 x 34 x 68		
			31	134	BM	19.4307.8713.24	19.4307.8713.04	19.4307.8713.21	19.4307.8713.34	2254 x 34 x 68		
					S	19.4307.4713.24	19.4307.4713.04	19.4307.4713.21	19.4307.4713.34	2252 x 34 x 68		
			39	129	BM	19.4307.7813.24	19.4307.7813.04	19.4307.7813.21	19.4307.7813.34	1691 x 34 x 68		
					S	19.4307.3813.24	19.4307.3813.04	19.4307.3813.21	19.4307.3813.34	1689 x 34 x 68		
			52	129	BM	19.4307.8913.24	19.4307.8913.04	19.4307.8913.21	19.4307.8913.34	2254 x 34 x 68		
					S	19.4307.4913.24	19.4307.4913.04	19.4307.4913.21	19.4307.4913.34	2252 x 34 x 68		
			Micro-PRM	92	09	133	BM	19.4308.5113.24	19.4308.5113.04	19.4308.5113.21	19.4308.5113.34	570 x 34 x 68
							S	19.4308.1113.24	19.4308.1113.04	19.4308.1113.21	19.4308.1113.34	568 x 34 x 68
	13	136			BM	19.4308.5213.24	19.4308.5213.04	19.4308.5213.21	19.4308.5213.34	570 x 34 x 68		
					S	19.4308.1213.24	19.4308.1213.04	19.4308.1213.21	19.4308.1213.34	568 x 34 x 68		
	16	146			BM	19.4308.6313.24	19.4308.6313.04	19.4308.6313.21	19.4308.6313.34	1132 x 34 x 68		
					S	19.4308.2313.24	19.4308.2313.04	19.4308.2313.21	19.4308.2313.34	1130 x 34 x 68		
	24	146			BM	19.4308.3513.24	19.4308.3513.04	19.4308.3513.21	19.4308.3513.34	1689 x 34 x 68		
					S	19.4308.7513.24	19.4308.7513.04	19.4308.7513.21	19.4308.7513.34	1671 x 34 x 68		
	26	140			BM	19.4308.6613.24	19.4308.6613.04	19.4308.6613.21	19.4308.6613.34	1132 x 34 x 68		
					S	19.4308.2613.24	19.4308.2613.04	19.4308.2613.21	19.4308.2613.34	1130 x 34 x 68		
	31	146			BM	19.4308.8713.24	19.4308.8713.04	19.4308.8713.21	19.4308.8713.34	2254 x 34 x 68		
					S	19.4308.4713.24	19.4308.4713.04	19.4308.4713.21	19.4308.4713.34	2252 x 34 x 68		
	39	140			BM	19.4308.7813.24	19.4308.7813.04	19.4308.7813.21	19.4308.7813.34	1691 x 34 x 68		
					S	19.4308.3813.24	19.4308.3813.04	19.4308.3813.21	19.4308.3813.34	1689 x 34 x 68		
	52	140			BM	19.4308.8913.24	19.4308.8913.04	19.4308.8913.21	19.4308.8913.34	2254 x 34 x 68		
					S	19.4308.4913.24	19.4308.4913.04	19.4308.4913.21	19.4308.4913.34	2252 x 34 x 68		
	Louver	45			08	106	BM	19.4306.5113.24	19.4306.5113.04	19.4306.5113.21	19.4306.5113.34	798 x 34 x 68
							S	19.4306.1113.24	19.4306.1113.04	19.4306.1113.21	19.4306.1113.34	796 x 34 x 68
			11	112	BM	19.4306.6313.24	19.4306.6313.04	19.4306.6313.21	19.4306.6313.34	1198 x 34 x 68		
					S	19.4306.2313.24	19.4306.2313.04	19.4306.2313.21	19.4306.2313.34	1196 x 34 x 68		
13			104	BM	19.4306.5213.24	19.4306.5213.04	19.4306.5213.21	19.4306.5213.34	798 x 34 x 68			
				S	19.4306.1213.24	19.4306.1213.04	19.4306.1213.21	19.4306.1213.34	796 x 34 x 68			
15			117	BM	19.4306.7513.24	19.4306.7513.04	19.4306.7513.21	19.4306.7513.34	1598 x 34 x 68			
				S	19.4306.3513.24	19.4306.3513.04	19.4306.3513.21	19.4306.3513.34	1596 x 34 x 68			
18			116	BM	19.4306.8413.24	19.4306.8413.04	19.4306.8413.21	19.4306.8413.34	1998 x 34 x 68			
				S	19.4306.4413.24	19.4306.4413.04	19.4306.4413.21	19.4306.4413.34	1996 x 34 x 68			
19			108	BM	19.4306.6413.24	19.4306.6413.04	19.4306.6413.21	19.4306.6413.34	1198 x 34 x 68			
				S	19.4306.2413.24	19.4306.2413.04	19.4306.2413.21	19.4306.2413.34	1196 x 34 x 68			
26			108	BM	19.4306.7613.24	19.4306.7613.04	19.4306.7613.21	19.4306.7613.34	1598 x 34 x 68			
				S	19.4306.3613.24	19.4306.3613.04	19.4306.3613.21	19.4306.3613.34	1596 x 34 x 68			
32			108	BM	19.4306.8813.24	19.4306.8813.04	19.4306.8813.21	19.4306.8813.34	1998 x 34 x 68			
				S	19.4306.4813.24	19.4306.4813.04	19.4306.4813.21	19.4306.4813.34	1996 x 34 x 68			

\* BM - initial power supply module, S - intermediate/end module

# X-Line Slight Line standard offer

3000K, ON-OFF, up&down emission pattern

3000K

ON/  
OFF

CRI  
>80

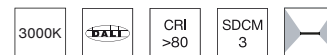
SDCM  
3



Installation	Diffuser	Beam	W	Lm/W	Modules*	Sales Index				Dimensions [mm]		
						anodised aluminium	black	grey	white			
Suspended	PLX-T/PLX	100	12	131	BM	19.4303.5111.24	19.4303.5111.04	19.4303.5111.21	19.4303.5111.34	570 x 34 x 68		
					S	19.4303.1111.24	19.4303.1111.04	19.4303.1111.21	19.4303.1111.34	568 x 34 x 68		
			19	130	BM	19.4303.5211.24	19.4303.5211.04	19.4303.5211.21	19.4303.5211.34	570 x 34 x 68		
					S	19.4303.1211.24	19.4303.1211.04	19.4303.1211.21	19.4303.1211.34	568 x 34 x 68		
			27	136	BM	19.4303.6311.24	19.4303.6311.04	19.4303.6311.21	19.4303.6311.34	1132 x 34 x 68		
					S	19.4303.2311.24	19.4303.2311.04	19.4303.2311.21	19.4303.2311.34	1130 x 34 x 68		
			43	136	BM	19.4303.7511.24	19.4303.7511.04	19.4303.7511.21	19.4303.7511.34	1691 x 34 x 68		
					S	19.4303.3511.24	19.4303.3511.04	19.4303.3511.21	19.4303.3511.34	1689 x 34 x 68		
			45	130	BM	19.4303.6611.24	19.4303.6611.04	19.4303.6611.21	19.4303.6611.34	1132 x 34 x 68		
					S	19.4303.2611.24	19.4303.2611.04	19.4303.2611.21	19.4303.2611.34	1130 x 34 x 68		
			58	136	BM	19.4303.8711.24	19.4303.8711.04	19.4303.8711.21	19.4303.8711.34	2254 x 34 x 68		
					S	19.4303.4711.24	19.4303.4711.04	19.4303.4711.21	19.4303.4711.34	2252 x 34 x 68		
			71	130	BM	19.4303.7811.24	19.4303.7811.04	19.4303.7811.21	19.4303.7811.34	1691 x 34 x 68		
					S	19.4303.3811.24	19.4303.3811.04	19.4303.3811.21	19.4303.3811.34	1689 x 34 x 68		
			97	130	BM	19.4303.8911.24	19.4303.8911.04	19.4303.8911.21	19.4303.8911.34	2254 x 34 x 68		
					S	19.4303.4911.24	19.4303.4911.04	19.4303.4911.21	19.4303.4911.34	2252 x 34 x 68		
			PLX-T/Micro-PRM	92	12	138	BM	19.4304.5111.24	19.4304.5111.04	19.4304.5111.21	19.4304.5111.34	570 x 34 x 68
							S	19.4304.1111.24	19.4304.1111.04	19.4304.1111.21	19.4304.1111.34	568 x 34 x 68
	12	143			BM	19.4304.5211.24	19.4304.5211.04	19.4304.5211.21	19.4304.5211.34	570 x 34 x 68		
					S	19.4304.1211.24	19.4304.1211.04	19.4304.1211.21	19.4304.1211.34	568 x 34 x 68		
	19	137			BM	19.4304.6311.24	19.4304.6311.04	19.4304.6311.21	19.4304.6311.34	1132 x 34 x 68		
					S	19.4304.2311.24	19.4304.2311.04	19.4304.2311.21	19.4304.2311.34	1130 x 34 x 68		
	27	143			BM	19.4304.6311.24	19.4304.6311.04	19.4304.6311.21	19.4304.6311.34	1132 x 34 x 68		
					S	19.4304.2311.24	19.4304.2311.04	19.4304.2311.21	19.4304.2311.34	1130 x 34 x 68		
	43	143			BM	19.4304.7511.24	19.4304.7511.04	19.4304.7511.21	19.4304.7511.34	1691 x 34 x 68		
					S	19.4304.3511.24	19.4304.3511.04	19.4304.3511.21	19.4304.3511.34	1689 x 34 x 68		
	45	137			BM	19.4304.6611.24	19.4304.6611.04	19.4304.6611.21	19.4304.6611.34	1132 x 34 x 68		
					S	19.4304.2611.24	19.4304.2611.04	19.4304.2611.21	19.4304.2611.34	1130 x 34 x 68		
	58	143			BM	19.4304.8711.24	19.4304.8711.04	19.4304.8711.21	19.4304.8711.34	2254 x 34 x 68		
					S	19.4304.4711.24	19.4304.4711.04	19.4304.4711.21	19.4304.4711.34	2252 x 34 x 68		
	71	137			BM	19.4304.7811.24	19.4304.7811.04	19.4304.7811.21	19.4304.7811.34	1691 x 34 x 68		
					S	19.4304.3811.24	19.4304.3811.04	19.4304.3811.21	19.4304.3811.34	1689 x 34 x 68		
	97	137			BM	19.4304.8911.24	19.4304.8911.04	19.4304.8911.21	19.4304.8911.34	2254 x 34 x 68		
					S	19.4304.4911.24	19.4304.4911.04	19.4304.4911.21	19.4304.4911.34	2252 x 34 x 68		

\* BM - initial power supply module, S - intermediate/end module

3000K, DALI, up&down emission pattern

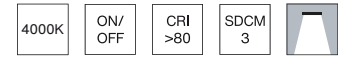


Installation	Diffuser	Beam	W	Lm/W	Modules*	Sales Index				Dimensions [mm]
						anodised aluminium	black	grey	white	
Suspended	PLX-T/PLX	100	12	131	BM	19.4303.5113.24	19.4303.5113.04	19.4303.5113.21	19.4303.5113.34	570 x 34 x 68
					S	19.4303.1113.24	19.4303.1113.04	19.4303.1113.21	19.4303.1113.34	568 x 34 x 68
			19	130	BM	19.4303.5213.24	19.4303.5213.04	19.4303.5213.21	19.4303.5213.34	570 x 34 x 68
					S	19.4303.1213.24	19.4303.1213.04	19.4303.1213.21	19.4303.1213.34	568 x 34 x 68
			27	136	BM	19.4303.6313.24	19.4303.6313.04	19.4303.6313.21	19.4303.6313.34	1132 x 34 x 68
					S	19.4303.2313.24	19.4303.2313.04	19.4303.2313.21	19.4303.2313.34	1130 x 34 x 68
			43	136	BM	19.4303.7513.24	19.4303.7513.04	19.4303.7513.21	19.4303.7513.34	1691 x 34 x 68
					S	19.4303.3513.24	19.4303.3513.04	19.4303.3513.21	19.4303.3513.34	1689 x 34 x 68
			45	130	BM	19.4303.6613.24	19.4303.6613.04	19.4303.6613.21	19.4303.6613.34	1132 x 34 x 68
					S	19.4303.2613.24	19.4303.2613.04	19.4303.2613.21	19.4303.2613.34	1130 x 34 x 68
			58	136	BM	19.4303.8713.24	19.4303.8713.04	19.4303.8713.21	19.4303.8713.34	2254 x 34 x 68
					S	19.4303.4713.24	19.4303.4713.04	19.4303.4713.21	19.4303.4713.34	2252 x 34 x 68
			71	130	BM	19.4303.7813.24	19.4303.7813.04	19.4303.7813.21	19.4303.7813.34	1691 x 34 x 68
					S	19.4303.3813.24	19.4303.3813.04	19.4303.3813.21	19.4303.3813.34	1689 x 34 x 68
			97	130	BM	19.4303.8913.24	19.4303.8913.04	19.4303.8913.21	19.4303.8913.34	2254 x 34 x 68
					S	19.4303.4913.24	19.4303.4913.04	19.4303.4913.21	19.4303.4913.34	2252 x 34 x 68
	PLX-T/Micro-PRM	92	12	138	BM	19.4304.5113.24	19.4304.5113.04	19.4304.5113.21	19.4304.5113.34	570 x 34 x 68
					S	19.4304.1113.24	19.4304.1113.04	19.4304.1113.21	19.4304.1113.34	568 x 34 x 68
			19	137	BM	19.4304.5213.24	19.4304.5213.04	19.4304.5213.21	19.4304.5213.34	570 x 34 x 68
					S	19.4304.1213.24	19.4304.1213.04	19.4304.1213.21	19.4304.1213.34	568 x 34 x 68
			27	143	BM	19.4304.6313.24	19.4304.6313.04	19.4304.6313.21	19.4304.6313.34	1132 x 34 x 68
					S	19.4304.2313.24	19.4304.2313.04	19.4304.2313.21	19.4304.2313.34	1130 x 34 x 68
			43	143	BM	19.4304.7513.24	19.4304.7513.04	19.4304.7513.21	19.4304.7513.34	1691 x 34 x 68
					S	19.4304.3513.24	19.4304.3513.04	19.4304.3513.21	19.4304.3513.34	1689 x 34 x 68
			45	137	BM	19.4304.6613.24	19.4304.6613.04	19.4304.6613.21	19.4304.6613.34	1132 x 34 x 68
					S	19.4304.2613.24	19.4304.2613.04	19.4304.2613.21	19.4304.2613.34	1130 x 34 x 68
			58	143	BM	19.4304.8713.24	19.4304.8713.04	19.4304.8713.21	19.4304.8713.34	2254 x 34 x 68
					S	19.4304.4713.24	19.4304.4713.04	19.4304.4713.21	19.4304.4713.34	2252 x 34 x 68
71	137	BM	19.4304.7813.24	19.4304.7813.04	19.4304.7813.21	19.4304.7813.34	1691 x 34 x 68			
		S	19.4304.3813.24	19.4304.3813.04	19.4304.3813.21	19.4304.3813.34	1689 x 34 x 68			
97	137	BM	19.4304.8913.24	19.4304.8913.04	19.4304.8913.21	19.4304.8913.34	2254 x 34 x 68			
		S	19.4304.4913.24	19.4304.4913.04	19.4304.4913.21	19.4304.4913.34	2252 x 34 x 68			

\* BM - initial power supply module, S - intermediate/end module

# X-Line Slight Line standard offer

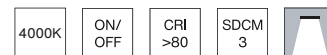
4000K, ON-OFF, direct emission pattern



Installation	Diffuser	Beam	W	Lm/W	Modules*	Sales Index				Dimensions [mm]
						anodised aluminium	black	grey	white	
Suspended	PLX	100	09	132	BM	19.4301.5121.24	19.4301.5121.04	19.4301.5121.21	19.4301.5121.34	570 x 34 x 68
					S	19.4301.1121.24	19.4301.1121.04	19.4301.1121.21	19.4301.1121.34	568 x 34 x 68
			13	134	BM	19.4301.5221.24	19.4301.5221.04	19.4301.5221.21	19.4301.5221.34	570 x 34 x 68
					S	19.4301.1221.24	19.4301.1221.04	19.4301.1221.21	19.4301.1221.34	568 x 34 x 68
			16	144	BM	19.4301.6321.24	19.4301.6321.04	19.4301.6321.21	19.4301.6321.34	1132 x 34 x 68
					S	19.4301.2321.24	19.4301.2321.04	19.4301.2321.21	19.4301.2321.34	1130 x 34 x 68
			24	145	BM	19.4301.3521.24	19.4301.3521.04	19.4301.3521.21	19.4301.3521.34	1689 x 34 x 68
					S	19.4301.7521.24	19.4301.7521.04	19.4301.7521.21	19.4301.7521.34	1671 x 34 x 68
			26	139	BM	19.4301.6621.24	19.4301.6621.04	19.4301.6621.21	19.4301.6621.34	1132 x 34 x 68
					S	19.4301.2621.24	19.4301.2621.04	19.4301.2621.21	19.4301.2621.34	1130 x 34 x 68
			31	144	BM	19.4301.8721.24	19.4301.8721.04	19.4301.8721.21	19.4301.8721.34	2254 x 34 x 68
					S	19.4301.4721.24	19.4301.4721.04	19.4301.4721.21	19.4301.4721.34	2252 x 34 x 68
			39	139	BM	19.4301.7821.24	19.4301.7821.04	19.4301.7821.21	19.4301.7821.34	1691 x 34 x 68
					S	19.4301.3821.24	19.4301.3821.04	19.4301.3821.21	19.4301.3821.34	1689 x 34 x 68
			52	139	BM	19.4301.8921.24	19.4301.8921.04	19.4301.8921.21	19.4301.8921.34	2254 x 34 x 68
					S	19.4301.4921.24	19.4301.4921.04	19.4301.4921.21	19.4301.4921.34	2252 x 34 x 68
	Micro-PRM	92	09	143	BM	19.4302.5121.24	19.4302.5121.04	19.4302.5121.21	19.4302.5121.34	570 x 34 x 68
					S	19.4302.1121.24	19.4302.1121.04	19.4302.1121.21	19.4302.1121.34	568 x 34 x 68
			13	146	BM	19.4302.5221.24	19.4302.5221.04	19.4302.5221.21	19.4302.5221.34	570 x 34 x 68
					S	19.4302.1221.24	19.4302.1221.04	19.4302.1221.21	19.4302.1221.34	568 x 34 x 68
			16	157	BM	19.4302.6321.24	19.4302.6321.04	19.4302.6321.21	19.4302.6321.34	1132 x 34 x 68
					S	19.4302.2321.24	19.4302.2321.04	19.4302.2321.21	19.4302.2321.34	1130 x 34 x 68
			24	157	BM	19.4302.3521.24	19.4302.3521.04	19.4302.3521.21	19.4302.3521.34	1689 x 34 x 68
					S	19.4302.7521.24	19.4302.7521.04	19.4302.7521.21	19.4302.7521.34	1671 x 34 x 68
			26	151	BM	19.4302.6621.24	19.4302.6621.04	19.4302.6621.21	19.4302.6621.34	1132 x 34 x 68
					S	19.4302.2621.24	19.4302.2621.04	19.4302.2621.21	19.4302.2621.34	1130 x 34 x 68
			31	157	BM	19.4302.8721.24	19.4302.8721.04	19.4302.8721.21	19.4302.8721.34	2254 x 34 x 68
					S	19.4302.4721.24	19.4302.4721.04	19.4302.4721.21	19.4302.4721.34	2252 x 34 x 68
			39	151	BM	19.4302.7821.24	19.4302.7821.04	19.4302.7821.21	19.4302.7821.34	1691 x 34 x 68
					S	19.4302.3821.24	19.4302.3821.04	19.4302.3821.21	19.4302.3821.34	1689 x 34 x 68
			52	151	BM	19.4302.8921.24	19.4302.8921.04	19.4302.8921.21	19.4302.8921.34	2254 x 34 x 68
					S	19.4302.4921.24	19.4302.4921.04	19.4302.4921.21	19.4302.4921.34	2252 x 34 x 68
Louver	45	08	111	BM	19.4300.5121.24	19.4300.5121.04	19.4300.5121.21	19.4300.5121.34	798 x 34 x 68	
				S	19.4300.1121.24	19.4300.1121.04	19.4300.1121.21	19.4300.1121.34	796 x 34 x 68	
		11	118	BM	19.4300.6321.24	19.4300.6321.04	19.4300.6321.21	19.4300.6321.34	1198 x 34 x 68	
				S	19.4300.2321.24	19.4300.2321.04	19.4300.2321.21	19.4300.2321.34	1196 x 34 x 68	
		13	110	BM	19.4300.5221.24	19.4300.5221.04	19.4300.5221.21	19.4300.5221.34	798 x 34 x 68	
				S	19.4300.1221.24	19.4300.1221.04	19.4300.1221.21	19.4300.1221.34	796 x 34 x 68	
		15	123	BM	19.4300.7521.24	19.4300.7521.04	19.4300.7521.21	19.4300.7521.34	1598 x 34 x 68	
				S	19.4300.3521.24	19.4300.3521.04	19.4300.3521.21	19.4300.3521.34	1596 x 34 x 68	
		18	122	BM	19.4300.8421.24	19.4300.8421.04	19.4300.8421.21	19.4300.8421.34	1998 x 34 x 68	
				S	19.4300.4421.24	19.4300.4421.04	19.4300.4421.21	19.4300.4421.34	1996 x 34 x 68	
		19	114	BM	19.4300.6421.24	19.4300.6421.04	19.4300.6421.21	19.4300.6421.34	1198 x 34 x 68	
				S	19.4300.2421.24	19.4300.2421.04	19.4300.2421.21	19.4300.2421.34	1196 x 34 x 68	
		26	114	BM	19.4300.7621.24	19.4300.7621.04	19.4300.7621.21	19.4300.7621.34	1598 x 34 x 68	
				S	19.4300.3621.24	19.4300.3621.04	19.4300.3621.21	19.4300.3621.34	1596 x 34 x 68	
		32	114	BM	19.4300.8821.24	19.4300.8821.04	19.4300.8821.21	19.4300.8821.34	1998 x 34 x 68	
				S	19.4300.4821.24	19.4300.4821.04	19.4300.4821.21	19.4300.4821.34	1996 x 34 x 68	

\* BM - initial power supply module, S - intermediate/end module

4000K, ON-OFF, direct emission pattern

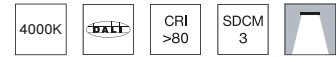


Installation	Diffuser	Beam	W	Lm/W	Modules*	Sales Index				Dimensions [mm]		
						anodised aluminium	black	grey	white			
Surface	PLX	100	09	132	BM	19.4307.5121.24	19.4307.5121.04	19.4307.5121.21	19.4307.5121.34	570 x 34 x 68		
					S	19.4307.1121.24	19.4307.1121.04	19.4307.1121.21	19.4307.1121.34	568 x 34 x 68		
			13	134	BM	19.4307.5221.24	19.4307.5221.04	19.4307.5221.21	19.4307.5221.34	570 x 34 x 68		
					S	19.4307.1221.24	19.4307.1221.04	19.4307.1221.21	19.4307.1221.34	568 x 34 x 68		
			16	144	BM	19.4307.6321.24	19.4307.6321.04	19.4307.6321.21	19.4307.6321.34	1132 x 34 x 68		
					S	19.4307.2321.24	19.4307.2321.04	19.4307.2321.21	19.4307.2321.34	1130 x 34 x 68		
			24	145	BM	19.4307.3521.24	19.4307.3521.04	19.4307.3521.21	19.4307.3521.34	1689 x 34 x 68		
					S	19.4307.7521.24	19.4307.7521.04	19.4307.7521.21	19.4307.7521.34	1671 x 34 x 68		
			26	139	BM	19.4307.6621.24	19.4307.6621.04	19.4307.6621.21	19.4307.6621.34	1132 x 34 x 68		
					S	19.4307.2621.24	19.4307.2621.04	19.4307.2621.21	19.4307.2621.34	1130 x 34 x 68		
			31	144	BM	19.4307.8721.24	19.4307.8721.04	19.4307.8721.21	19.4307.8721.34	2254 x 34 x 68		
					S	19.4307.4721.24	19.4307.4721.04	19.4307.4721.21	19.4307.4721.34	2252 x 34 x 68		
			39	139	BM	19.4307.7821.24	19.4307.7821.04	19.4307.7821.21	19.4307.7821.34	1691 x 34 x 68		
					S	19.4307.3821.24	19.4307.3821.04	19.4307.3821.21	19.4307.3821.34	1689 x 34 x 68		
			52	139	BM	19.4307.8921.24	19.4307.8921.04	19.4307.8921.21	19.4307.8921.34	2254 x 34 x 68		
					S	19.4307.4921.24	19.4307.4921.04	19.4307.4921.21	19.4307.4921.34	2252 x 34 x 68		
			Micro-PRM	92	09	143	BM	19.4308.5121.24	19.4308.5121.04	19.4308.5121.21	19.4308.5121.34	570 x 34 x 68
							S	19.4308.1121.24	19.4308.1121.04	19.4308.1121.21	19.4308.1121.34	568 x 34 x 68
	13	146			BM	19.4308.5221.24	19.4308.5221.04	19.4308.5221.21	19.4308.5221.34	570 x 34 x 68		
					S	19.4308.1221.24	19.4308.1221.04	19.4308.1221.21	19.4308.1221.34	568 x 34 x 68		
	16	157			BM	19.4308.6321.24	19.4308.6321.04	19.4308.6321.21	19.4308.6321.34	1132 x 34 x 68		
					S	19.4308.2321.24	19.4308.2321.04	19.4308.2321.21	19.4308.2321.34	1130 x 34 x 68		
	24	157			BM	19.4308.3521.24	19.4308.3521.04	19.4308.3521.21	19.4308.3521.34	1689 x 34 x 68		
					S	19.4308.7521.24	19.4308.7521.04	19.4308.7521.21	19.4308.7521.34	1671 x 34 x 68		
	26	151			BM	19.4308.6621.24	19.4308.6621.04	19.4308.6621.21	19.4308.6621.34	1132 x 34 x 68		
					S	19.4308.2621.24	19.4308.2621.04	19.4308.2621.21	19.4308.2621.34	1130 x 34 x 68		
	31	157			BM	19.4308.8721.24	19.4308.8721.04	19.4308.8721.21	19.4308.8721.34	2254 x 34 x 68		
					S	19.4308.4721.24	19.4308.4721.04	19.4308.4721.21	19.4308.4721.34	2252 x 34 x 68		
	39	151			BM	19.4308.7821.24	19.4308.7821.04	19.4308.7821.21	19.4308.7821.34	1691 x 34 x 68		
					S	19.4308.3821.24	19.4308.3821.04	19.4308.3821.21	19.4308.3821.34	1689 x 34 x 68		
	52	151			BM	19.4308.8921.24	19.4308.8921.04	19.4308.8921.21	19.4308.8921.34	2254 x 34 x 68		
					S	19.4308.4921.24	19.4308.4921.04	19.4308.4921.21	19.4308.4921.34	2252 x 34 x 68		
	Louver	45			08	111	BM	19.4306.5121.24	19.4306.5121.04	19.4306.5121.21	19.4306.5121.34	798 x 34 x 68
							S	19.4306.1121.24	19.4306.1121.04	19.4306.1121.21	19.4306.1121.34	796 x 34 x 68
			11	118	BM	19.4306.6321.24	19.4306.6321.04	19.4306.6321.21	19.4306.6321.34	1198 x 34 x 68		
					S	19.4306.2321.24	19.4306.2321.04	19.4306.2321.21	19.4306.2321.34	1196 x 34 x 68		
13			110	BM	19.4306.5221.24	19.4306.5221.04	19.4306.5221.21	19.4306.5221.34	798 x 34 x 68			
				S	19.4306.1221.24	19.4306.1221.04	19.4306.1221.21	19.4306.1221.34	796 x 34 x 68			
15			123	BM	19.4306.7521.24	19.4306.7521.04	19.4306.7521.21	19.4306.7521.34	1598 x 34 x 68			
				S	19.4306.3521.24	19.4306.3521.04	19.4306.3521.21	19.4306.3521.34	1596 x 34 x 68			
18			122	BM	19.4306.8421.24	19.4306.8421.04	19.4306.8421.21	19.4306.8421.34	1998 x 34 x 68			
				S	19.4306.4421.24	19.4306.4421.04	19.4306.4421.21	19.4306.4421.34	1996 x 34 x 68			
19			114	BM	19.4306.6421.24	19.4306.6421.04	19.4306.6421.21	19.4306.6421.34	1198 x 34 x 68			
				S	19.4306.2421.24	19.4306.2421.04	19.4306.2421.21	19.4306.2421.34	1196 x 34 x 68			
26			114	BM	19.4306.7621.24	19.4306.7621.04	19.4306.7621.21	19.4306.7621.34	1598 x 34 x 68			
				S	19.4306.3621.24	19.4306.3621.04	19.4306.3621.21	19.4306.3621.34	1596 x 34 x 68			
32			114	BM	19.4306.8821.24	19.4306.8821.04	19.4306.8821.21	19.4306.8821.34	1998 x 34 x 68			
				S	19.4306.4821.24	19.4306.4821.04	19.4306.4821.21	19.4306.4821.34	1996 x 34 x 68			

\* BM - initial power supply module, S - intermediate/end module

# X-Line Slight Line standard offer

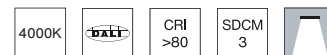
4000K, DALI, direct emission pattern



Installation	Diffuser	Beam	W	Lm/W	Modules*	Sales Index				Dimensions [mm]
						anodised aluminium	black	grey	white	
Suspended	PLX	100	09	132	BM	19.4301.5123.24	19.4301.5123.04	19.4301.5123.21	19.4301.5123.34	570 x 34 x 68
					S	19.4301.1123.24	19.4301.1123.04	19.4301.1123.21	19.4301.1123.34	568 x 34 x 68
			13	134	BM	19.4301.5223.24	19.4301.5223.04	19.4301.5223.21	19.4301.5223.34	570 x 34 x 68
					S	19.4301.1223.24	19.4301.1223.04	19.4301.1223.21	19.4301.1223.34	568 x 34 x 68
			16	144	BM	19.4301.6323.24	19.4301.6323.04	19.4301.6323.21	19.4301.6323.34	1132 x 34 x 68
					S	19.4301.2323.24	19.4301.2323.04	19.4301.2323.21	19.4301.2323.34	1130 x 34 x 68
			24	145	BM	19.4301.3523.24	19.4301.3523.04	19.4301.3523.21	19.4301.3523.34	1689 x 34 x 68
					S	19.4301.7523.24	19.4301.7523.04	19.4301.7523.21	19.4301.7523.34	1671 x 34 x 68
			26	139	BM	19.4301.6623.24	19.4301.6623.04	19.4301.6623.21	19.4301.6623.34	1132 x 34 x 68
					S	19.4301.2623.24	19.4301.2623.04	19.4301.2623.21	19.4301.2623.34	1130 x 34 x 68
			31	144	BM	19.4301.8723.24	19.4301.8723.04	19.4301.8723.21	19.4301.8723.34	2254 x 34 x 68
					S	19.4301.4723.24	19.4301.4723.04	19.4301.4723.21	19.4301.4723.34	2252 x 34 x 68
			39	139	BM	19.4301.7823.24	19.4301.7823.04	19.4301.7823.21	19.4301.7823.34	1691 x 34 x 68
					S	19.4301.3823.24	19.4301.3823.04	19.4301.3823.21	19.4301.3823.34	1689 x 34 x 68
			52	139	BM	19.4301.8923.24	19.4301.8923.04	19.4301.8923.21	19.4301.8923.34	2254 x 34 x 68
					S	19.4301.4923.24	19.4301.4923.04	19.4301.4923.21	19.4301.4923.34	2252 x 34 x 68
	Micro-PRM	92	09	143	BM	19.4302.5123.24	19.4302.5123.04	19.4302.5123.21	19.4302.5123.34	570 x 34 x 68
					S	19.4302.1123.24	19.4302.1123.04	19.4302.1123.21	19.4302.1123.34	568 x 34 x 68
			13	146	BM	19.4302.5223.24	19.4302.5223.04	19.4302.5223.21	19.4302.5223.34	570 x 34 x 68
					S	19.4302.1223.24	19.4302.1223.04	19.4302.1223.21	19.4302.1223.34	568 x 34 x 68
			16	157	BM	19.4302.6323.24	19.4302.6323.04	19.4302.6323.21	19.4302.6323.34	1132 x 34 x 68
					S	19.4302.2323.24	19.4302.2323.04	19.4302.2323.21	19.4302.2323.34	1130 x 34 x 68
			24	157	BM	19.4302.3523.24	19.4302.3523.04	19.4302.3523.21	19.4302.3523.34	1689 x 34 x 68
					S	19.4302.7523.24	19.4302.7523.04	19.4302.7523.21	19.4302.7523.34	1671 x 34 x 68
			26	151	BM	19.4302.6623.24	19.4302.6623.04	19.4302.6623.21	19.4302.6623.34	1132 x 34 x 68
					S	19.4302.2623.24	19.4302.2623.04	19.4302.2623.21	19.4302.2623.34	1130 x 34 x 68
			31	157	BM	19.4302.8723.24	19.4302.8723.04	19.4302.8723.21	19.4302.8723.34	2254 x 34 x 68
					S	19.4302.4723.24	19.4302.4723.04	19.4302.4723.21	19.4302.4723.34	2252 x 34 x 68
39	151	BM	19.4302.7823.24	19.4302.7823.04	19.4302.7823.21	19.4302.7823.34	1691 x 34 x 68			
		S	19.4302.3823.24	19.4302.3823.04	19.4302.3823.21	19.4302.3823.34	1689 x 34 x 68			
52	151	BM	19.4302.8923.24	19.4302.8923.04	19.4302.8923.21	19.4302.8923.34	2254 x 34 x 68			
		S	19.4302.4923.24	19.4302.4923.04	19.4302.4923.21	19.4302.4923.34	2252 x 34 x 68			
Louver	45	08	111	BM	19.4300.5123.24	19.4300.5123.04	19.4300.5123.21	19.4300.5123.34	798 x 34 x 68	
				S	19.4300.1123.24	19.4300.1123.04	19.4300.1123.21	19.4300.1123.34	796 x 34 x 68	
		11	118	BM	19.4300.6323.24	19.4300.6323.04	19.4300.6323.21	19.4300.6323.34	1198 x 34 x 68	
				S	19.4300.2323.24	19.4300.2323.04	19.4300.2323.21	19.4300.2323.34	1196 x 34 x 68	
		13	110	BM	19.4300.5223.24	19.4300.5223.04	19.4300.5223.21	19.4300.5223.34	798 x 34 x 68	
				S	19.4300.1223.24	19.4300.1223.04	19.4300.1223.21	19.4300.1223.34	796 x 34 x 68	
		15	123	BM	19.4300.7523.24	19.4300.7523.04	19.4300.7523.21	19.4300.7523.34	1598 x 34 x 68	
				S	19.4300.3523.24	19.4300.3523.04	19.4300.3523.21	19.4300.3523.34	1596 x 34 x 68	
		18	122	BM	19.4300.8423.24	19.4300.8423.04	19.4300.8423.21	19.4300.8423.34	1998 x 34 x 68	
				S	19.4300.4423.24	19.4300.4423.04	19.4300.4423.21	19.4300.4423.34	1996 x 34 x 68	
		19	114	BM	19.4300.6423.24	19.4300.6423.04	19.4300.6423.21	19.4300.6423.34	1198 x 34 x 68	
				S	19.4300.2423.24	19.4300.2423.04	19.4300.2423.21	19.4300.2423.34	1196 x 34 x 68	
26	114	BM	19.4300.7623.24	19.4300.7623.04	19.4300.7623.21	19.4300.7623.34	1598 x 34 x 68			
		S	19.4300.3623.24	19.4300.3623.04	19.4300.3623.21	19.4300.3623.34	1596 x 34 x 68			
32	114	BM	19.4300.8823.24	19.4300.8823.04	19.4300.8823.21	19.4300.8823.34	1998 x 34 x 68			
		S	19.4300.4823.24	19.4300.4823.04	19.4300.4823.21	19.4300.4823.34	1996 x 34 x 68			

\* BM - initial power supply module, S - intermediate/end module

4000K, DALI, direct emission pattern

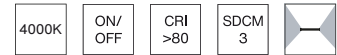


Installation	Diffuser	Beam	W	Lm/W	Modules*	Sales Index				Dimensions [mm]		
						anodised aluminium	black	grey	white			
Surface	PLX	100	09	132	BM	19.4307.5123.24	19.4307.5123.04	19.4307.5123.21	19.4307.5123.34	570 x 34 x 68		
					S	19.4307.1123.24	19.4307.1123.04	19.4307.1123.21	19.4307.1123.34	568 x 34 x 68		
			13	134	BM	19.4307.5223.24	19.4307.5223.04	19.4307.5223.21	19.4307.5223.34	570 x 34 x 68		
					S	19.4307.1223.24	19.4307.1223.04	19.4307.1223.21	19.4307.1223.34	568 x 34 x 68		
			16	144	BM	19.4307.6323.24	19.4307.6323.04	19.4307.6323.21	19.4307.6323.34	1132 x 34 x 68		
					S	19.4307.2323.24	19.4307.2323.04	19.4307.2323.21	19.4307.2323.34	1130 x 34 x 68		
			24	145	BM	19.4307.3523.24	19.4307.3523.04	19.4307.3523.21	19.4307.3523.34	1689 x 34 x 68		
					S	19.4307.7523.24	19.4307.7523.04	19.4307.7523.21	19.4307.7523.34	1671 x 34 x 68		
			26	139	BM	19.4307.6623.24	19.4307.6623.04	19.4307.6623.21	19.4307.6623.34	1132 x 34 x 68		
					S	19.4307.2623.24	19.4307.2623.04	19.4307.2623.21	19.4307.2623.34	1130 x 34 x 68		
			31	144	BM	19.4307.8723.24	19.4307.8723.04	19.4307.8723.21	19.4307.8723.34	2254 x 34 x 68		
					S	19.4307.4723.24	19.4307.4723.04	19.4307.4723.21	19.4307.4723.34	2252 x 34 x 68		
			39	139	BM	19.4307.7823.24	19.4307.7823.04	19.4307.7823.21	19.4307.7823.34	1691 x 34 x 68		
					S	19.4307.3823.24	19.4307.3823.04	19.4307.3823.21	19.4307.3823.34	1689 x 34 x 68		
			52	139	BM	19.4307.8923.24	19.4307.8923.04	19.4307.8923.21	19.4307.8923.34	2254 x 34 x 68		
					S	19.4307.4923.24	19.4307.4923.04	19.4307.4923.21	19.4307.4923.34	2252 x 34 x 68		
			Micro-PRM	92	09	143	BM	19.4308.5123.24	19.4308.5123.04	19.4308.5123.21	19.4308.5123.34	570 x 34 x 68
							S	19.4308.1123.24	19.4308.1123.04	19.4308.1123.21	19.4308.1123.34	568 x 34 x 68
	13	146			BM	19.4308.5223.24	19.4308.5223.04	19.4308.5223.21	19.4308.5223.34	570 x 34 x 68		
					S	19.4308.1223.24	19.4308.1223.04	19.4308.1223.21	19.4308.1223.34	568 x 34 x 68		
	16	157			BM	19.4308.6323.24	19.4308.6323.04	19.4308.6323.21	19.4308.6323.34	1132 x 34 x 68		
					S	19.4308.2323.24	19.4308.2323.04	19.4308.2323.21	19.4308.2323.34	1130 x 34 x 68		
	24	157			BM	19.4308.3523.24	19.4308.3523.04	19.4308.3523.21	19.4308.3523.34	1689 x 34 x 68		
					S	19.4308.7523.24	19.4308.7523.04	19.4308.7523.21	19.4308.7523.34	1671 x 34 x 68		
	26	151			BM	19.4308.6623.24	19.4308.6623.04	19.4308.6623.21	19.4308.6623.34	1132 x 34 x 68		
					S	19.4308.2623.24	19.4308.2623.04	19.4308.2623.21	19.4308.2623.34	1130 x 34 x 68		
	31	157			BM	19.4308.8723.24	19.4308.8723.04	19.4308.8723.21	19.4308.8723.34	2254 x 34 x 68		
					S	19.4308.4723.24	19.4308.4723.04	19.4308.4723.21	19.4308.4723.34	2252 x 34 x 68		
	39	151			BM	19.4308.7823.24	19.4308.7823.04	19.4308.7823.21	19.4308.7823.34	1691 x 34 x 68		
					S	19.4308.3823.24	19.4308.3823.04	19.4308.3823.21	19.4308.3823.34	1689 x 34 x 68		
	52	151			BM	19.4308.8923.24	19.4308.8923.04	19.4308.8923.21	19.4308.8923.34	2254 x 34 x 68		
					S	19.4308.4923.24	19.4308.4923.04	19.4308.4923.21	19.4308.4923.34	2252 x 34 x 68		
	Louver	45			08	111	BM	19.4306.5123.24	19.4306.5123.04	19.4306.5123.21	19.4306.5123.34	798 x 34 x 68
							S	19.4306.1123.24	19.4306.1123.04	19.4306.1123.21	19.4306.1123.34	796 x 34 x 68
			11	118	BM	19.4306.6323.24	19.4306.6323.04	19.4306.6323.21	19.4306.6323.34	1198 x 34 x 68		
					S	19.4306.2323.24	19.4306.2323.04	19.4306.2323.21	19.4306.2323.34	1196 x 34 x 68		
13			110	BM	19.4306.5223.24	19.4306.5223.04	19.4306.5223.21	19.4306.5223.34	798 x 34 x 68			
				S	19.4306.1223.24	19.4306.1223.04	19.4306.1223.21	19.4306.1223.34	796 x 34 x 68			
15			123	BM	19.4306.7523.24	19.4306.7523.04	19.4306.7523.21	19.4306.7523.34	1598 x 34 x 68			
				S	19.4306.3523.24	19.4306.3523.04	19.4306.3523.21	19.4306.3523.34	1596 x 34 x 68			
18			122	BM	19.4306.8423.24	19.4306.8423.04	19.4306.8423.21	19.4306.8423.34	1998 x 34 x 68			
				S	19.4306.4423.24	19.4306.4423.04	19.4306.4423.21	19.4306.4423.34	1996 x 34 x 68			
19			114	BM	19.4306.6423.24	19.4306.6423.04	19.4306.6423.21	19.4306.6423.34	1198 x 34 x 68			
				S	19.4306.2423.24	19.4306.2423.04	19.4306.2423.21	19.4306.2423.34	1196 x 34 x 68			
26			114	BM	19.4306.7623.24	19.4306.7623.04	19.4306.7623.21	19.4306.7623.34	1598 x 34 x 68			
				S	19.4306.3623.24	19.4306.3623.04	19.4306.3623.21	19.4306.3623.34	1596 x 34 x 68			
32			114	BM	19.4306.8823.24	19.4306.8823.04	19.4306.8823.21	19.4306.8823.34	1998 x 34 x 68			
				S	19.4306.4823.24	19.4306.4823.04	19.4306.4823.21	19.4306.4823.34	1996 x 34 x 68			

\* BM - initial power supply module, S - intermediate/end module

# X-Line Slight Line standard offer

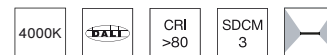
4000K, ON-OFF, up&down emission pattern



Installation	Diffuser	Beam	W	Lm/W	Modules*	Sales Index				Dimensions [mm]		
						anodised aluminium	black	grey	white			
Suspended	PLX-T/PLX	100	12	141	BM	19.4303.5121.24	19.4303.5121.04	19.4303.5121.21	19.4303.5121.34	570 x 34 x 68		
					S	19.4303.1121.24	19.4303.1121.04	19.4303.1121.21	19.4303.1121.34	568 x 34 x 68		
			19	140	BM	19.4303.5221.24	19.4303.5221.04	19.4303.5221.21	19.4303.5221.34	570 x 34 x 68		
					S	19.4303.1221.24	19.4303.1221.04	19.4303.1221.21	19.4303.1221.34	568 x 34 x 68		
			27	146	BM	19.4303.6321.24	19.4303.6321.04	19.4303.6321.21	19.4303.6321.34	1132 x 34 x 68		
					S	19.4303.2321.24	19.4303.2321.04	19.4303.2321.21	19.4303.2321.34	1130 x 34 x 68		
			43	146	BM	19.4303.7521.24	19.4303.7521.04	19.4303.7521.21	19.4303.7521.34	1691 x 34 x 68		
					S	19.4303.3521.24	19.4303.3521.04	19.4303.3521.21	19.4303.3521.34	1689 x 34 x 68		
			45	140	BM	19.4303.6621.24	19.4303.6621.04	19.4303.6621.21	19.4303.6621.34	1132 x 34 x 68		
					S	19.4303.2621.24	19.4303.2621.04	19.4303.2621.21	19.4303.2621.34	1130 x 34 x 68		
			58	146	BM	19.4303.8721.24	19.4303.8721.04	19.4303.8721.21	19.4303.8721.34	2254 x 34 x 68		
					S	19.4303.4721.24	19.4303.4721.04	19.4303.4721.21	19.4303.4721.34	2252 x 34 x 68		
			71	139	BM	19.4303.7821.24	19.4303.7821.04	19.4303.7821.21	19.4303.7821.34	1691 x 34 x 68		
					S	19.4303.3821.24	19.4303.3821.04	19.4303.3821.21	19.4303.3821.34	1689 x 34 x 68		
			97	139	BM	19.4303.8921.24	19.4303.8921.04	19.4303.8921.21	19.4303.8921.34	2254 x 34 x 68		
					S	19.4303.4921.24	19.4303.4921.04	19.4303.4921.21	19.4303.4921.34	2252 x 34 x 68		
			PLX-T/Micro-PRM	92	12	149	BM	19.4304.5121.24	19.4304.5121.04	19.4304.5121.21	19.4304.5121.34	570 x 34 x 68
							S	19.4304.1121.24	19.4304.1121.04	19.4304.1121.21	19.4304.1121.34	568 x 34 x 68
	19	147			BM	19.4304.5221.24	19.4304.5221.04	19.4304.5221.21	19.4304.5221.34	570 x 34 x 68		
					S	19.4304.1221.24	19.4304.1221.04	19.4304.1221.21	19.4304.1221.34	568 x 34 x 68		
	27	154			BM	19.4304.6321.24	19.4304.6321.04	19.4304.6321.21	19.4304.6321.34	1132 x 34 x 68		
					S	19.4304.2321.24	19.4304.2321.04	19.4304.2321.21	19.4304.2321.34	1130 x 34 x 68		
	43	154			BM	19.4304.7521.24	19.4304.7521.04	19.4304.7521.21	19.4304.7521.34	1691 x 34 x 68		
					S	19.4304.3521.24	19.4304.3521.04	19.4304.3521.21	19.4304.3521.34	1689 x 34 x 68		
	45	147			BM	19.4304.6621.24	19.4304.6621.04	19.4304.6621.21	19.4304.6621.34	1132 x 34 x 68		
					S	19.4304.2621.24	19.4304.2621.04	19.4304.2621.21	19.4304.2621.34	1130 x 34 x 68		
	58	154			BM	19.4304.8721.24	19.4304.8721.04	19.4304.8721.21	19.4304.8721.34	2254 x 34 x 68		
					S	19.4304.4721.24	19.4304.4721.04	19.4304.4721.21	19.4304.4721.34	2252 x 34 x 68		
	71	147			BM	19.4304.7821.24	19.4304.7821.04	19.4304.7821.21	19.4304.7821.34	1691 x 34 x 68		
					S	19.4304.3821.24	19.4304.3821.04	19.4304.3821.21	19.4304.3821.34	1689 x 34 x 68		
	97	147			BM	19.4304.8921.24	19.4304.8921.04	19.4304.8921.21	19.4304.8921.34	2254 x 34 x 68		
					S	19.4304.4921.24	19.4304.4921.04	19.4304.4921.21	19.4304.4921.34	2252 x 34 x 68		

\* BM - initial power supply module, S - intermediate/end module

4000K, DALI, up&down emission pattern

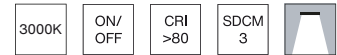


Installation	Diffuser	Beam	W	Lm/W	Modules*	Sales Index				Dimensions [mm]
						anodised aluminium	black	grey	white	
Suspended	PLX-T/PLX	100	12	141	BM	19.4303.5123.24	19.4303.5123.04	19.4303.5123.21	19.4303.5123.34	570 x 34 x 68
					S	19.4303.1123.24	19.4303.1123.04	19.4303.1123.21	19.4303.1123.34	568 x 34 x 68
			19	140	BM	19.4303.5223.24	19.4303.5223.04	19.4303.5223.21	19.4303.5223.34	570 x 34 x 68
					S	19.4303.1223.24	19.4303.1223.04	19.4303.1223.21	19.4303.1223.34	568 x 34 x 68
			27	146	BM	19.4303.6323.24	19.4303.6323.04	19.4303.6323.21	19.4303.6323.34	1132 x 34 x 68
					S	19.4303.2323.24	19.4303.2323.04	19.4303.2323.21	19.4303.2323.34	1130 x 34 x 68
			43	146	BM	19.4303.7523.24	19.4303.7523.04	19.4303.7523.21	19.4303.7523.34	1691 x 34 x 68
					S	19.4303.3523.24	19.4303.3523.04	19.4303.3523.21	19.4303.3523.34	1689 x 34 x 68
			45	140	BM	19.4303.6623.24	19.4303.6623.04	19.4303.6623.21	19.4303.6623.34	1132 x 34 x 68
					S	19.4303.2623.24	19.4303.2623.04	19.4303.2623.21	19.4303.2623.34	1130 x 34 x 68
			58	146	BM	19.4303.8723.24	19.4303.8723.04	19.4303.8723.21	19.4303.8723.34	2254 x 34 x 68
					S	19.4303.4723.24	19.4303.4723.04	19.4303.4723.21	19.4303.4723.34	2252 x 34 x 68
			71	139	BM	19.4303.7823.24	19.4303.7823.04	19.4303.7823.21	19.4303.7823.34	1691 x 34 x 68
					S	19.4303.3823.24	19.4303.3823.04	19.4303.3823.21	19.4303.3823.34	1689 x 34 x 68
			97	139	BM	19.4303.8923.24	19.4303.8923.04	19.4303.8923.21	19.4303.8923.34	2254 x 34 x 68
					S	19.4303.4923.24	19.4303.4923.04	19.4303.4923.21	19.4303.4923.34	2252 x 34 x 68
	PLX-T/Micro-PRM	92	12	149	BM	19.4304.5123.24	19.4304.5123.04	19.4304.5123.21	19.4304.5123.34	570 x 34 x 68
					S	19.4304.1123.24	19.4304.1123.04	19.4304.1123.21	19.4304.1123.34	568 x 34 x 68
			19	147	BM	19.4304.5223.24	19.4304.5223.04	19.4304.5223.21	19.4304.5223.34	570 x 34 x 68
					S	19.4304.1223.24	19.4304.1223.04	19.4304.1223.21	19.4304.1223.34	568 x 34 x 68
			27	154	BM	19.4304.6323.24	19.4304.6323.04	19.4304.6323.21	19.4304.6323.34	1132 x 34 x 68
					S	19.4304.2323.24	19.4304.2323.04	19.4304.2323.21	19.4304.2323.34	1130 x 34 x 68
			43	154	BM	19.4304.7523.24	19.4304.7523.04	19.4304.7523.21	19.4304.7523.34	1691 x 34 x 68
					S	19.4304.3523.24	19.4304.3523.04	19.4304.3523.21	19.4304.3523.34	1689 x 34 x 68
			45	147	BM	19.4304.6623.24	19.4304.6623.04	19.4304.6623.21	19.4304.6623.34	1132 x 34 x 68
					S	19.4304.2623.24	19.4304.2623.04	19.4304.2623.21	19.4304.2623.34	1130 x 34 x 68
			58	154	BM	19.4304.8723.24	19.4304.8723.04	19.4304.8723.21	19.4304.8723.34	2254 x 34 x 68
					S	19.4304.4723.24	19.4304.4723.04	19.4304.4723.21	19.4304.4723.34	2252 x 34 x 68
71	147	BM	19.4304.7823.24	19.4304.7823.04	19.4304.7823.21	19.4304.7823.34	1691 x 34 x 68			
		S	19.4304.3823.24	19.4304.3823.04	19.4304.3823.21	19.4304.3823.34	1689 x 34 x 68			
97	147	BM	19.4304.8923.24	19.4304.8923.04	19.4304.8923.21	19.4304.8923.34	2254 x 34 x 68			
		S	19.4304.4923.24	19.4304.4923.04	19.4304.4923.21	19.4304.4923.34	2252 x 34 x 68			

\* BM - initial power supply module, S - intermediate/end module

# X-Line Slim Line standard offer

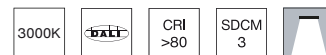
3000K, ON-OFF, direct emission pattern



Installation	Diffuser	Beam	W	Lm/W	Modules*	Sales Index				Dimensions [mm]
						anodised aluminium	black	grey	white	
Suspended	PLX	95	13	111	EL	19.4179.1111.24	19.4179.1111.04	19.4179.1111.21	19.4179.1111.34	572 x 48 x 70
					S	19.4179.1311.24	19.4179.1311.04	19.4179.1311.21	19.4179.1311.34	564 x 48 x 70
					EP	19.4179.1211.24	19.4179.1211.04	19.4179.1211.21	19.4179.1211.34	572 x 48 x 70
			25	115	EL	19.4179.2111.24	19.4179.2111.04	19.4179.2111.21	19.4179.2111.34	1132 x 48 x 70
					S	19.4179.2311.24	19.4179.2311.04	19.4179.2311.21	19.4179.2311.34	1124 x 48 x 70
					EP	19.4179.2211.24	19.4179.2211.04	19.4179.2211.21	19.4179.2211.34	1132 x 48 x 70
		37	115	EL	19.4179.3111.24	19.4179.3111.04	19.4179.3111.21	19.4179.3111.34	1692 x 48 x 70	
				S	19.4179.3311.24	19.4179.3311.04	19.4179.3311.21	19.4179.3311.34	1684 x 48 x 70	
				EP	19.4179.3211.24	19.4179.3211.04	19.4179.3211.21	19.4179.3211.34	1692 x 48 x 70	
		50	115	EL	19.4179.4111.24	19.4179.4111.04	19.4179.4111.21	19.4179.4111.34	2252 x 48 x 70	
					19.4179.4311.24	19.4179.4311.04	19.4179.4311.21	19.4179.4311.34	2244 x 48 x 70	
				S	19.4179.4211.24	19.4179.4211.04	19.4179.4211.21	19.4179.4211.34	2252 x 48 x 70	
	19.4179.4211.24				19.4179.4211.04	19.4179.4211.21	19.4179.4211.34	2252 x 48 x 70		
	74			115	EL	19.4179.5311.24	19.4179.5311.04	19.4179.5311.21	19.4179.5311.34	3370 x 48 x 70
					S	19.4179.5311.24	19.4179.5311.04	19.4179.5311.21	19.4179.5311.34	3370 x 48 x 70
	Micro-PRM	87	13	128	EL	19.4179.1411.24	19.4179.1411.04	19.4179.1411.21	19.4179.1411.34	572 x 48 x 70
					S	19.4179.1611.24	19.4179.1611.04	19.4179.1611.21	19.4179.1611.34	564 x 48 x 70
					EP	19.4179.1511.24	19.4179.1511.04	19.4179.1511.21	19.4179.1511.34	572 x 48 x 70
			25	133	EL	19.4179.2411.24	19.4179.2411.04	19.4179.2411.21	19.4179.2411.34	1132 x 48 x 70
					S	19.4179.2611.24	19.4179.2611.04	19.4179.2611.21	19.4179.2611.34	1124 x 48 x 70
					EP	19.4179.2511.24	19.4179.2511.04	19.4179.2511.21	19.4179.2511.34	1132 x 48 x 70
		37	133	EL	19.4179.3411.24	19.4179.3411.04	19.4179.3411.21	19.4179.3411.34	1692 x 48 x 70	
				S	19.4179.3611.24	19.4179.3611.04	19.4179.3611.21	19.4179.3611.34	1684 x 48 x 70	
				EP	19.4179.3511.24	19.4179.3511.04	19.4179.3511.21	19.4179.3511.34	1692 x 48 x 70	
50		133	EL	19.4179.4411.24	19.4179.4411.04	19.4179.4411.21	19.4179.4411.34	2252 x 48 x 70		
				19.4179.4611.24	19.4179.4611.04	19.4179.4611.21	19.4179.4611.34	2244 x 48 x 70		
			S	19.4179.4511.24	19.4179.4511.04	19.4179.4511.21	19.4179.4511.34	2252 x 48 x 70		
74	133	S	19.4179.5611.24	19.4179.5611.04	19.4179.5611.21	19.4179.5611.34	3370 x 48 x 70			
Surface	PLX	95	13	111	EL	19.4185.1111.24	19.4185.1111.04	19.4185.1111.21	19.4185.1111.34	572 x 48 x 70
					S	19.4185.1311.24	19.4185.1311.04	19.4185.1311.21	19.4185.1311.34	564 x 48 x 70
					EP	19.4185.1211.24	19.4185.1211.04	19.4185.1211.21	19.4185.1211.34	572 x 48 x 70
			25	115	EL	19.4185.2111.24	19.4185.2111.04	19.4185.2111.21	19.4185.2111.34	1132 x 48 x 70
					S	19.4185.2311.24	19.4185.2311.04	19.4185.2311.21	19.4185.2311.34	1124 x 48 x 70
					EP	19.4185.2211.24	19.4185.2211.04	19.4185.2211.21	19.4185.2211.34	1132 x 48 x 70
		37	115	EL	19.4185.3111.24	19.4185.3111.04	19.4185.3111.21	19.4185.3111.34	1692 x 48 x 70	
				S	19.4185.3311.24	19.4185.3311.04	19.4185.3311.21	19.4185.3311.34	1684 x 48 x 70	
				EP	19.4185.3211.24	19.4185.3211.04	19.4185.3211.21	19.4185.3211.34	1692 x 48 x 70	
		50	115	EL	19.4185.4111.24	19.4185.4111.04	19.4185.4111.21	19.4185.4111.34	2252 x 48 x 70	
					19.4185.4311.24	19.4185.4311.04	19.4185.4311.21	19.4185.4311.34	2244 x 48 x 70	
				S	19.4185.4211.24	19.4185.4211.04	19.4185.4211.21	19.4185.4211.34	2252 x 48 x 70	
	19.4185.4211.24				19.4185.4211.04	19.4185.4211.21	19.4185.4211.34	2252 x 48 x 70		
	74			115	EL	19.4185.5311.24	19.4185.5311.04	19.4185.5311.21	19.4185.5311.34	3395 x 48 x 70
					S	19.4185.5311.24	19.4185.5311.04	19.4185.5311.21	19.4185.5311.34	3395 x 48 x 70
	Micro-PRM	87	13	128	EL	19.4185.1411.24	19.4185.1411.04	19.4185.1411.21	19.4185.1411.34	572 x 48 x 70
					S	19.4185.1611.24	19.4185.1611.04	19.4185.1611.21	19.4185.1611.34	564 x 48 x 70
					EP	19.4185.1511.24	19.4185.1511.04	19.4185.1511.21	19.4185.1511.34	572 x 48 x 70
			25	133	EL	19.4185.2411.24	19.4185.2411.04	19.4185.2411.21	19.4185.2411.34	1132 x 48 x 70
					S	19.4185.2611.24	19.4185.2611.04	19.4185.2611.21	19.4185.2611.34	1124 x 48 x 70
					EP	19.4185.2511.24	19.4185.2511.04	19.4185.2511.21	19.4185.2511.34	1132 x 48 x 70
		37	133	EL	19.4185.3411.24	19.4185.3411.04	19.4185.3411.21	19.4185.3411.34	1692 x 48 x 70	
				S	19.4185.3611.24	19.4185.3611.04	19.4185.3611.21	19.4185.3611.34	1684 x 48 x 70	
				EP	19.4185.3511.24	19.4185.3511.04	19.4185.3511.21	19.4185.3511.34	1692 x 48 x 70	
50		133	EL	19.4185.4411.24	19.4185.4411.04	19.4185.4411.21	19.4185.4411.34	2252 x 48 x 70		
				19.4185.4611.24	19.4185.4611.04	19.4185.4611.21	19.4185.4611.34	2244 x 48 x 70		
			S	19.4185.4511.24	19.4185.4511.04	19.4185.4511.21	19.4185.4511.34	2252 x 48 x 70		
74	133	S	19.4185.5611.24	19.4185.5611.04	19.4185.5611.21	19.4185.5611.34	3395 x 48 x 70			
Recessed	Micro-PRM	87	25	133	EL	19.4146.5211.24	19.4146.5211.04	19.4146.5211.21	19.4146.5211.34	1148 x 70 x 75
					S	19.4148.5211.24	19.4148.5211.04	19.4148.5211.21	19.4148.4211.34	1136 x 70 x 75
					EP	19.4147.5211.24	19.4147.5211.04	19.4147.5211.21	19.4147.5211.34	1148 x 70 x 75
			26	137	EL	19.4153.2311.24	19.4153.2311.04	19.4153.2311.21	19.4153.2311.34	1142 x 70 x 75
					S	19.4154.1311.24	19.4154.1311.04	19.4154.1311.21	19.4154.1311.34	1121 x 70 x 75
					EP	19.4155.2311.24	19.4155.2311.04	19.4155.2311.21	19.4155.2311.34	1142 x 70 x 75
	Louver	75	32	137	EL	19.4153.9311.24	19.4153.9311.04	19.4153.9311.21	19.4153.9311.34	1422 x 70 x 75
					S	19.4154.6311.24	19.4154.6311.04	19.4154.6311.21	19.4154.6311.34	1401 x 70 x 75
					EP	19.4155.9311.24	19.4155.9311.04	19.4155.9311.21	19.4155.9311.34	1422 x 70 x 75

\* EL - initial module, S - intermediate module, EP - end module

3000K, DALI, direct emission pattern



Installation	Diffuser	Beam	W	Lm/W	Modules*	Sales Index				Dimensions [mm]
						anodised aluminium	black	grey	white	
Suspended	PLX	95	13	111	EL	19.4179.1113.24	19.4179.1113.04	19.4179.1113.21	19.4179.1113.34	572 x 48 x 70
					S	19.4179.1313.24	19.4179.1313.04	19.4179.1313.21	19.4179.1313.34	564 x 48 x 70
					EP	19.4179.1213.24	19.4179.1213.04	19.4179.1213.21	19.4179.1213.34	572 x 48 x 70
			25	115	EL	19.4179.2113.24	19.4179.2113.04	19.4179.2113.21	19.4179.2113.34	1132 x 48 x 70
					S	19.4179.2313.24	19.4179.2313.04	19.4179.2313.21	19.4179.2313.34	1124 x 48 x 70
					EP	19.4179.2213.24	19.4179.2213.04	19.4179.2213.21	19.4179.2213.34	1132 x 48 x 70
		37	115	EL	19.4179.3113.24	19.4179.3113.04	19.4179.3113.21	19.4179.3113.34	1692 x 48 x 70	
				S	19.4179.3313.24	19.4179.3313.04	19.4179.3313.21	19.4179.3313.34	1684 x 48 x 70	
				EP	19.4179.3213.24	19.4179.3213.04	19.4179.3213.21	19.4179.3213.34	1692 x 48 x 70	
		50	115	EL	19.4179.4113.24	19.4179.4113.04	19.4179.4113.21	19.4179.4113.34	2252 x 48 x 70	
				S	19.4179.4313.24	19.4179.4313.04	19.4179.4313.21	19.4179.4313.34	2244 x 48 x 70	
				EP	19.4179.4213.24	19.4179.4213.04	19.4179.4213.21	19.4179.4213.34	2252 x 48 x 70	
	74	115	S	19.4179.5313.24	19.4179.5313.04	19.4179.5313.21	19.4179.5313.34	3370 x 48 x 70		
	Micro-PRM	87	13	128	EL	19.4179.1413.24	19.4179.1413.04	19.4179.1413.21	19.4179.1413.34	572 x 48 x 70
					S	19.4179.1613.24	19.4179.1613.04	19.4179.1613.21	19.4179.1613.34	564 x 48 x 70
					EP	19.4179.1513.24	19.3108.0098.04	19.4179.1513.21	19.4179.1513.34	572 x 48 x 70
			25	133	EL	19.4179.2413.24	19.4179.2413.04	19.4179.2413.21	19.4179.2413.34	1132 x 48 x 70
					S	19.4179.2613.24	19.4179.2613.04	19.4179.2613.21	19.4179.2613.34	1124 x 48 x 70
					EP	19.4179.2513.24	19.4179.2513.04	19.4179.2513.21	19.4179.2513.34	1132 x 48 x 70
		37	133	EL	19.4179.3413.24	19.4179.3413.04	19.4179.3413.21	19.4179.3413.34	1692 x 48 x 70	
				S	19.4179.3613.24	19.4179.3613.04	19.4179.3613.21	19.4179.3613.34	1684 x 48 x 70	
				EP	19.4179.3513.24	19.4179.3513.04	19.4179.3513.21	19.4179.3513.34	1692 x 48 x 70	
		50	133	EL	19.4179.4413.24	19.4179.4413.04	19.4179.4413.21	19.4179.4413.34	2252 x 48 x 70	
				S	19.4179.4613.24	19.4179.4613.04	19.4179.4613.21	19.4179.4613.34	2244 x 48 x 70	
EP				19.4179.4513.24	19.4179.4513.04	19.4179.4513.21	19.4179.4513.34	2252 x 48 x 70		
74	133	S	19.4179.5613.24	19.4179.5613.04	19.4179.5613.21	19.4179.5613.34	3370 x 48 x 70			
Surface	PLX	95	13	111	EL	19.4185.1113.24	19.4185.1113.04	19.4185.1113.21	19.4185.1113.34	572 x 48 x 70
					S	19.4185.1313.24	19.4185.1313.04	19.4185.1313.21	19.4185.1313.34	564 x 48 x 70
					EP	19.4185.1213.24	19.4185.1213.04	19.4185.1213.21	19.4185.1213.34	572 x 48 x 70
			25	115	EL	19.4185.2113.24	19.4185.2113.04	19.4185.2113.21	19.4185.2113.34	1132 x 48 x 70
					S	19.4185.2313.24	19.4185.2313.04	19.4185.2313.21	19.4185.2313.34	1124 x 48 x 70
					EP	19.4185.2213.24	19.4185.2213.04	19.4185.2213.21	19.4185.2213.34	1132 x 48 x 70
		37	115	EL	19.4185.3113.24	19.4185.3113.04	19.4185.3113.21	19.4185.3113.34	1692 x 48 x 70	
				S	19.4185.3313.24	19.4185.3313.04	19.4185.3313.21	19.4185.3313.34	1684 x 48 x 70	
				EP	19.4185.3213.24	19.4185.3213.04	19.4185.3213.21	19.4185.3213.34	1692 x 48 x 70	
		50	115	EL	19.4185.4113.24	19.4185.4113.04	19.4185.4113.21	19.4185.4113.34	2252 x 48 x 70	
				S	19.4185.4313.24	19.4185.4313.04	19.4185.4313.21	19.4185.4313.34	2244 x 48 x 70	
				EP	19.4185.4213.24	19.4185.4213.04	19.4185.4213.21	19.4185.4213.34	2252 x 48 x 70	
	74	115	S	19.4185.5313.24	19.4185.5313.04	19.4185.5313.21	19.4185.5313.34	3395 x 48 x 70		
	Micro-PRM	87	13	128	EL	19.4185.1413.24	19.4185.1413.04	19.4185.1413.21	19.4185.1413.34	572 x 48 x 70
					S	19.4185.1613.24	19.4185.1613.04	19.4185.1613.21	19.4185.1613.34	564 x 48 x 70
					EP	19.4185.1513.24	19.4185.1513.04	19.4185.1513.21	19.4185.1513.34	572 x 48 x 70
			25	133	EL	19.4185.2413.24	19.4185.2413.04	19.4185.2413.21	19.4185.2413.34	1132 x 48 x 70
					S	19.4185.2613.24	19.4185.2613.04	19.4185.2613.21	19.4185.2613.34	1124 x 48 x 70
					EP	19.4185.2513.24	19.4185.2513.04	19.4185.2513.21	19.4185.2513.34	1132 x 48 x 70
		37	133	EL	19.4185.3413.24	19.4185.3413.04	19.4185.3413.21	19.4185.3413.34	1692 x 48 x 70	
				S	19.4185.3613.24	19.4185.3613.04	19.4185.3613.21	19.4185.3613.34	1684 x 48 x 70	
				EP	19.4185.3513.24	19.4185.3513.04	19.4185.3513.21	19.4185.3513.34	1692 x 48 x 70	
		50	133	EL	19.4185.4413.24	19.4185.4413.04	19.4185.4413.21	19.4185.4413.34	2252 x 48 x 70	
				S	19.4185.4613.24	19.4185.4613.04	19.4185.4613.21	19.4185.4613.34	2244 x 48 x 70	
EP				19.4185.4513.24	19.4185.4513.04	19.4185.4513.21	19.4185.4513.34	2252 x 48 x 70		
74	133	S	19.4185.5613.24	19.4185.5613.04	19.4185.5613.21	19.4185.5613.34	3395 x 48 x 70			
Recessed	Micro-PRM	87	25	133	EL	19.4149.5213.24	19.4149.5213.04	19.4149.5213.21	19.4149.5213.34	1148 x 70 x 75
					S	19.4151.5213.24	19.4151.5213.04	19.4151.5213.21	19.4151.5213.34	1136 x 70 x 75
					EP	19.4150.5213.24	19.4150.5213.04	19.4150.5213.21	19.4150.5213.34	1148 x 70 x 75
	Louver	75	26	137	EL	19.4156.2313.24	19.4156.2313.04	19.4156.2313.21	19.4156.2313.34	1142 x 70 x 75
					S	19.4157.1313.24	19.4157.1313.04	19.4157.1313.21	19.4157.1313.34	1121 x 70 x 75
					EP	19.4158.2313.24	19.4158.2313.04	19.4158.2313.21	19.4158.2313.34	1142 x 70 x 75
32	137	EL	19.4156.9313.24	19.4156.9313.04	19.4156.9313.21	19.4156.9313.34	1422 x 70 x 75			
		S	19.4157.6313.24	19.4157.6313.04	19.4157.6313.21	19.4157.6313.34	1401 x 70 x 75			
		EP	19.4158.9313.24	19.4158.9313.04	19.4158.9313.21	19.4158.9313.34	1422 x 70 x 75			

\* EL - initial module, S - intermediate module, EP - end module

# X-Line Slim Line standard offer

3000K, ON-OFF, up&down emission pattern

3000K

ON/  
OFF

CRI  
>80

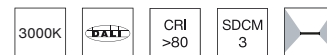
SDCM  
3



Installation	Diffuser	Beam	W	Lm/W	Modules*	Sales Index				Dimensions [mm]
						anodised aluminium	black	grey	white	
Suspended	PC/PLX	95	14	121	EL	19.4182.1111.24	19.4182.1111.04	19.4182.1111.21	19.4182.1111.34	572 x 48 x 70
					S	19.4182.1311.24	19.4182.1311.04	19.4182.1311.21	19.4182.1311.34	564 x 48 x 70
					EP	19.4182.1211.24	19.4182.1211.04	19.4182.1211.21	19.4182.1211.34	572 x 48 x 70
			28	121	EL	19.4182.2111.24	19.4182.2111.04	19.4182.2111.21	19.4182.2111.34	1132 x 48 x 70
					S	19.4182.2311.24	19.4182.2311.04	19.4182.2311.21	19.4182.2311.34	1124 x 48 x 70
					EP	19.4182.2211.24	19.4182.2211.04	19.4182.2211.21	19.4182.2211.34	1132 x 48 x 70
		42	121	EL	19.4182.3111.24	19.4182.3111.04	19.4182.3111.21	19.4182.3111.34	1692 x 48 x 70	
				S	19.4182.3311.24	19.4182.3311.04	19.4182.3311.21	19.4182.3311.34	1684 x 48 x 70	
				EP	19.4182.3211.24	19.4182.3211.04	19.4182.3211.21	19.4182.3211.34	1692 x 48 x 70	
		56	121	EL	19.4182.4111.24	19.4182.4111.04	19.4182.4111.21	19.4182.4111.34	2252 x 48 x 70	
				S	19.4182.4311.24	19.4182.4311.04	19.4182.4311.21	19.4182.4311.34	2244 x 48 x 70	
				EP	19.4182.4211.24	19.4182.4211.04	19.4182.4211.21	19.4182.4211.34	2252 x 48 x 70	
	PC/Micro-PRM	87	14	130	EL	19.4182.1411.24	19.4182.1411.04	19.4182.1411.21	19.4182.1411.34	572 x 48 x 70
					S	19.4182.1611.24	19.4182.1611.04	19.4182.1611.21	19.4182.1611.34	564 x 48 x 70
					EP	19.4182.1511.24	19.4182.1511.04	19.4182.1511.21	19.4182.1511.34	572 x 48 x 70
			28	130	EL	19.4182.2411.24	19.4182.2411.04	19.4182.2411.21	19.4182.2411.34	1132 x 48 x 70
					S	19.4182.2611.24	19.4182.2611.04	19.4182.2611.21	19.4182.2611.34	1124 x 48 x 70
					EP	19.4182.2511.24	19.4182.2511.04	19.4182.2511.21	19.4182.2511.34	1132 x 48 x 70
		42	130	EL	19.4182.3411.24	19.4182.3411.04	19.4182.3411.21	19.4182.3411.34	1692 x 48 x 70	
				S	19.4182.3611.24	19.4182.3611.04	19.4182.3611.21	19.4182.3611.34	1684 x 48 x 70	
				EP	19.4182.3511.24	19.4182.3511.04	19.4182.3511.21	19.4182.3511.34	1692 x 48 x 70	
		56	130	EL	19.4182.4411.24	19.4182.4411.04	19.4182.4411.21	19.4182.4411.34	2252 x 48 x 70	
				S	19.4182.4611.24	19.4182.4611.04	19.4182.4611.21	19.4182.4611.34	2244 x 48 x 70	
				EP	19.4182.4511.24	19.4182.4511.04	19.4182.4511.21	19.4182.4511.34	2252 x 48 x 70	

\* EL - initial module, S - intermediate module, EP - end module

3000K, DALI, up&down emission pattern

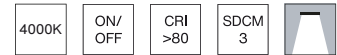


Installation	Diffuser	Beam	W	Lm/W	Modules*	Sales Index				Dimensions [mm]
						anodised aluminium	black	grey	white	
Suspended	PC/PLX	95	14	121	EL	19.4182.1113.24	19.4182.1113.04	19.4182.1113.21	19.4182.1113.34	572 x 48 x 70
					S	19.4182.1313.24	19.4182.1313.04	19.4182.1313.21	19.4182.1313.34	564 x 48 x 70
					EP	19.4182.1213.24	19.4182.1213.04	19.4182.1213.21	19.4182.1213.34	572 x 48 x 70
			28	121	EL	19.4182.2113.24	19.4182.2113.04	19.4182.2113.21	19.4182.2113.34	1132 x 48 x 70
					S	19.4182.2313.24	19.4182.2313.04	19.4182.2313.21	19.4182.2313.34	1124 x 48 x 70
					EP	19.4182.2213.24	19.4182.2213.04	19.4182.2213.21	19.4182.2213.34	1132 x 48 x 70
		42	121	EL	19.4182.3113.24	19.4182.3113.04	19.4182.3113.21	19.4182.3113.34	1692 x 48 x 70	
				S	19.4182.3313.24	19.4182.3313.04	19.4182.3313.21	19.4182.3313.34	1684 x 48 x 70	
				EP	19.4182.3213.24	19.4182.3213.04	19.4182.3213.21	19.4182.3213.34	1692 x 48 x 70	
		56	121	EL	19.4182.4113.24	19.4182.4113.04	19.4182.4113.21	19.4182.4113.34	2252 x 48 x 70	
				S	19.4182.4313.24	19.4182.4313.04	19.4182.4313.21	19.4182.4313.34	2244 x 48 x 70	
				EP	19.4182.4213.24	19.4182.4213.04	19.4182.4213.21	19.4182.4213.34	2252 x 48 x 70	
	PC/Micro-PRM	87	14	130	EL	19.4182.1413.24	19.4182.1413.04	19.4182.1413.21	19.4182.1413.34	572 x 48 x 70
					S	19.4182.1613.24	19.4182.1613.04	19.4182.1613.21	19.4182.1613.34	564 x 48 x 70
					EP	19.4182.1513.24	19.4182.1513.04	19.4182.1513.21	19.4182.1513.34	572 x 48 x 70
			28	130	EL	19.4182.2413.24	19.4182.2413.04	19.4182.2413.21	19.4182.2413.34	1132 x 48 x 70
					S	19.4182.2613.24	19.4182.2613.04	19.4182.2613.21	19.4182.2613.34	1124 x 48 x 70
					EP	19.4182.2513.24	19.4182.2513.04	19.4182.2513.21	19.4182.2513.34	1132 x 48 x 70
		42	130	EL	19.4182.3413.24	19.4182.3413.04	19.4182.3413.21	19.4182.3413.34	1692 x 48 x 70	
				S	19.4182.3613.24	19.4182.3613.04	19.4182.3613.21	19.4182.3613.34	1684 x 48 x 70	
				EP	19.4182.3513.24	19.4182.3513.04	19.4182.3513.21	19.4182.3513.34	1692 x 48 x 70	
		56	130	EL	19.4182.4413.24	19.4182.4413.04	19.4182.4413.21	19.4182.4413.34	2252 x 48 x 70	
				S	19.4182.4613.24	19.4182.4613.04	19.4182.4613.21	19.4182.4613.34	2244 x 48 x 70	
				EP	19.4182.4513.24	19.4182.4513.04	19.4182.4513.21	19.4182.4513.34	2252 x 48 x 70	

\* EL - initial module, S - intermediate module, EP - end module

# X-Line Slim Line standard offer

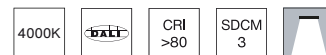
4000K, ON-OFF, direct emission pattern



Installation	Diffuser	Beam	W	Lm/W	Modules*	Sales Index				Dimensions [mm]
						anodised aluminium	black	grey	white	
Suspended	PLX	95	13	117	EL	19.4179.1121.24	19.4179.1121.04	19.4179.1121.21	19.4179.1121.34	572 x 48 x 70
					S	19.4179.1321.24	19.4179.1321.04	19.4179.1321.21	19.4179.1321.34	564 x 48 x 70
					EP	19.4179.1221.24	19.4179.1221.04	19.4179.1221.21	19.4179.1221.34	572 x 48 x 70
			25	121	EL	19.4179.2121.24	19.4179.2121.04	19.4179.2121.21	19.4179.2121.34	1132 x 48 x 70
					S	19.4179.2321.24	19.4179.2321.04	19.4179.2321.21	19.4179.2321.34	1124 x 48 x 70
					EP	19.4179.2221.24	19.4179.2221.04	19.4179.2221.21	19.4179.2221.34	1132 x 48 x 70
		37	121	EL	19.4179.3121.24	19.4179.3121.04	19.4179.3121.21	19.4179.3121.34	1692 x 48 x 70	
				S	19.4179.3321.24	19.4179.3321.04	19.4179.3321.21	19.4179.3321.34	1684 x 48 x 70	
				EP	19.4179.3221.24	19.4179.3221.04	19.4179.3221.21	19.4179.3221.34	1692 x 48 x 70	
		50	121	EL	19.4179.4121.24	19.4179.4121.04	19.4179.4121.21	19.4179.4121.34	2252 x 48 x 70	
				S	19.4179.4321.24	19.4179.4321.04	19.4179.4321.21	19.4179.4321.34	2244 x 48 x 70	
				EP	19.4179.4221.24	19.4179.4221.04	19.4179.4221.21	19.4179.4221.34	2252 x 48 x 70	
	74	121	S	19.4179.5321.24	19.4179.5321.04	19.4179.5321.21	19.4179.5321.34	3370 x 48 x 70		
	Micro-PRM	87	13	135	EL	19.4179.1421.24	19.4179.1421.04	19.4179.1421.21	19.4179.1421.34	572 x 48 x 70
					S	19.4179.1621.24	19.4179.1621.04	19.4179.1621.21	19.4179.1621.34	564 x 48 x 70
					EP	19.4179.1521.24	19.4179.1521.04	19.4179.1521.21	19.4179.1521.34	572 x 48 x 70
			25	140	EL	19.4179.2421.24	19.4179.2421.04	19.4179.2421.21	19.4179.2421.34	1132 x 48 x 70
					S	19.4179.2621.24	19.4179.2621.04	19.4179.2621.21	19.4179.2621.34	1124 x 48 x 70
					EP	19.4179.2521.24	19.4179.2521.04	19.4179.2521.21	19.4179.2521.34	1132 x 48 x 70
		37	140	EL	19.4179.3421.24	19.4179.3421.04	19.4179.3421.21	19.4179.3421.34	1692 x 48 x 70	
				S	19.4179.3621.24	19.4179.3621.04	19.4179.3621.21	19.4179.3621.34	1684 x 48 x 70	
				EP	19.4179.3521.24	19.4179.3521.04	19.4179.3521.21	19.4179.3521.34	1692 x 48 x 70	
		50	140	EL	19.4179.4421.24	19.4179.4421.04	19.4179.4421.21	19.4179.4421.34	2252 x 48 x 70	
				S	19.4179.4621.24	19.4179.4621.04	19.4179.4621.21	19.4179.4621.34	2244 x 48 x 70	
EP				19.4179.4521.24	19.4179.4521.04	19.4179.4521.21	19.4179.4521.34	2252 x 48 x 70		
74	140	S	19.4179.5621.24	19.4179.5621.04	19.4179.5621.21	19.4179.5621.34	3370 x 48 x 70			
Surface	PLX	95	13	117	EL	19.4185.1121.24	19.4185.1121.04	19.4185.1121.21	19.4185.1121.34	572 x 48 x 70
					S	19.4185.1321.24	19.4185.1321.04	19.4185.1321.21	19.4185.1321.34	564 x 48 x 70
					EP	19.4185.1221.24	19.4185.1221.04	19.4185.1221.21	19.4185.1221.34	572 x 48 x 70
			25	121	EL	19.4185.2121.24	19.4185.2121.04	19.4185.2121.21	19.4185.2121.34	1132 x 48 x 70
					S	19.4185.2321.24	19.4185.2321.04	19.4185.2321.21	19.4185.2321.34	1124 x 48 x 70
					EP	19.4185.2221.24	19.4185.2221.04	19.4185.2221.21	19.4185.2221.34	1132 x 48 x 70
		37	121	EL	19.4185.3121.24	19.4185.3121.04	19.4185.3121.21	19.4185.3121.34	1692 x 48 x 70	
				S	19.4185.3321.24	19.4185.3321.04	19.4185.3321.21	19.4185.3321.34	1684 x 48 x 70	
				EP	19.4185.3221.24	19.4185.3221.04	19.4185.3221.21	19.4185.3221.34	1692 x 48 x 70	
		50	121	EL	19.4185.4121.24	19.4185.4121.04	19.4185.4121.21	19.4185.4121.34	2252 x 48 x 70	
				S	19.4185.4321.24	19.4185.4321.04	19.4185.4321.21	19.4185.4321.34	2244 x 48 x 70	
				EP	19.4185.4221.24	19.4185.4221.04	19.4185.4221.21	19.4185.4221.34	2252 x 48 x 70	
	74	121	S	19.4185.5321.24	19.4185.5321.04	19.4185.5321.21	19.4185.5321.34	3395 x 48 x 70		
	Micro-PRM	87	13	135	EL	19.4185.1421.24	19.4185.1421.04	19.4185.1421.21	19.4185.1421.34	572 x 48 x 70
					S	19.4185.1621.24	19.4185.1621.04	19.4185.1621.21	19.4185.1621.34	564 x 48 x 70
					EP	19.4185.1521.24	19.4185.1521.04	19.4185.1521.21	19.4185.1521.34	572 x 48 x 70
			25	140	EL	19.4185.2421.24	19.4185.2421.04	19.4185.2421.21	19.4185.2421.34	1132 x 48 x 70
					S	19.4185.2621.24	19.4185.2621.04	19.4185.2621.21	19.4185.2621.34	1124 x 48 x 70
					EP	19.4185.2521.24	19.4185.2521.04	19.4185.2521.21	19.4185.2521.34	1132 x 48 x 70
		37	140	EL	19.4185.3421.24	19.4185.3421.04	19.4185.3421.21	19.4185.3421.34	1692 x 48 x 70	
				S	19.4185.3621.24	19.4185.3621.04	19.4185.3621.21	19.4185.3621.34	1684 x 48 x 70	
				EP	19.4185.3521.24	19.4185.3521.04	19.4185.3521.21	19.4185.3521.34	1692 x 48 x 70	
		50	140	EL	19.4185.4421.24	19.4185.4421.04	19.4185.4421.21	19.4185.4421.34	2252 x 48 x 70	
				S	19.4185.4621.24	19.4185.4621.04	19.4185.4621.21	19.4185.4621.34	2244 x 48 x 70	
EP				19.4185.4521.24	19.4185.4521.04	19.4185.4521.21	19.4185.4521.34	2252 x 48 x 70		
74	140	S	19.4185.5621.24	19.4185.5621.04	19.4185.5621.21	19.4185.5621.34	3395 x 48 x 70			
Recessed	Micro-PRM	87	25	140	EL	19.4146.5221.24	19.4146.5221.04	19.4146.5221.21	19.4146.5221.34	1148 x 70 x 75
					S	19.4148.5221.24	19.4148.5221.04	19.4148.5221.21	19.4148.4221.34	1136 x 70 x 75
					EP	19.4147.5221.24	19.4147.5221.04	19.4147.5221.21	19.4147.5221.34	1148 x 70 x 75
	Louver	75	26	144	EL	19.4153.2321.24	19.4153.2321.04	19.4153.2321.21	19.4153.2321.34	1142 x 70 x 75
					S	19.4154.1321.24	19.4154.1321.04	19.4154.1321.21	19.4154.1321.34	1121 x 70 x 75
					EP	19.4155.2321.24	19.4155.2321.04	19.4155.2321.21	19.4155.2321.34	1142 x 70 x 75
			32	145	EL	19.4153.9321.24	19.4153.9321.04	19.4153.9321.21	19.4153.9321.34	1422 x 70 x 75
					S	19.4154.6321.24	19.4154.6321.04	19.4154.6321.21	19.4154.6321.34	1401 x 70 x 75
					EP	19.4155.9321.24	19.4155.9321.04	19.4155.9321.21	19.4155.9321.34	1422 x 70 x 75

\* EL - initial module, S - intermediate module, EP - end module

4000K, DALI, direct emission pattern



Installation	Diffuser	Beam	W	Lm/W	Modules*	Sales Index				Dimensions [mm]
						anodised aluminium	black	grey	white	
Suspended	PLX	95	13	117	EL	19.4179.1123.24	19.4179.1123.04	19.4179.1123.21	19.4179.1123.34	572 x 48 x 70
					S	19.4179.1323.24	19.4179.1323.04	19.4179.1323.21	19.4179.1323.34	564 x 48 x 70
					EP	19.4179.1223.24	19.4179.1223.04	19.4179.1223.21	19.4179.1223.34	572 x 48 x 70
			25	121	EL	19.4179.2123.24	19.4179.2123.04	19.4179.2123.21	19.4179.2123.34	1132 x 48 x 70
					S	19.4179.2323.24	19.4179.2323.04	19.4179.2323.21	19.4179.2323.34	1124 x 48 x 70
					EP	19.4179.2223.24	19.4179.2223.04	19.4179.2223.21	19.4179.2223.34	1132 x 48 x 70
		37	121	EL	19.4179.3123.24	19.4179.3123.04	19.4179.3123.21	19.4179.3123.34	1692 x 48 x 70	
				S	19.4179.3323.24	19.4179.3323.04	19.4179.3323.21	19.4179.3323.34	1684 x 48 x 70	
				EP	19.4179.3223.24	19.4179.3223.04	19.4179.3223.21	19.4179.3223.34	1692 x 48 x 70	
		50	121	EL	19.4179.4123.24	19.4179.4123.04	19.4179.4123.21	19.4179.4123.34	2252 x 48 x 70	
				S	19.4179.4323.24	19.4179.4323.04	19.4179.4323.21	19.4179.4323.34	2244 x 48 x 70	
				EP	19.4179.4223.24	19.4179.4223.04	19.4179.4223.21	19.4179.4223.34	2252 x 48 x 70	
	74	121	S	19.4179.5323.24	19.4179.5323.04	19.4179.5323.21	19.4179.5323.34	3370 x 48 x 70		
	Micro-PRM	87	13	135	EL	19.4179.1423.24	19.4179.1423.04	19.4179.1423.21	19.4179.1423.34	572 x 48 x 70
					S	19.4179.1623.24	19.4179.1623.04	19.4179.1623.21	19.4179.1623.34	564 x 48 x 70
					EP	19.4179.1523.24	19.4179.1523.04	19.4179.1523.21	19.4179.1523.34	572 x 48 x 70
			25	140	EL	19.4179.2423.24	19.4179.2423.04	19.4179.2423.21	19.4179.2423.34	1132 x 48 x 70
					S	19.4179.2623.24	19.4179.2623.04	19.4179.2623.21	19.4179.2623.34	1124 x 48 x 70
					EP	19.4179.2523.24	19.4179.2523.04	19.4179.2523.21	19.4179.2523.34	1132 x 48 x 70
		37	140	EL	19.4179.3423.24	19.4179.3423.04	19.4179.3423.21	19.4179.3423.34	1692 x 48 x 70	
				S	19.4179.3623.24	19.4179.3623.04	19.4179.3623.21	19.4179.3623.34	1684 x 48 x 70	
				EP	19.4179.3523.24	19.4179.3523.04	19.4179.3523.21	19.4179.3523.34	1692 x 48 x 70	
		50	140	EL	19.4179.4423.24	19.4179.4423.04	19.4179.4423.21	19.4179.4423.34	2252 x 48 x 70	
				S	19.4179.4623.24	19.4179.4623.04	19.4179.4623.21	19.4179.4623.34	2244 x 48 x 70	
EP				19.4179.4523.24	19.4179.4523.04	19.4179.4523.21	19.4179.4523.34	2252 x 48 x 70		
74	140	S	19.4179.5623.24	19.4179.5623.04	19.4179.5623.21	19.4179.5623.34	3370 x 48 x 70			
Surface	PLX	95	13	117	EL	19.4185.1123.24	19.4185.1123.04	19.4185.1123.21	19.4185.1123.34	572 x 48 x 70
					S	19.4185.1323.24	19.4185.1323.04	19.4185.1323.21	19.4185.1323.34	564 x 48 x 70
					EP	19.4185.1223.24	19.4185.1223.04	19.4185.1223.21	19.4185.1223.34	572 x 48 x 70
			25	121	EL	19.4185.2123.24	19.4185.2123.04	19.4185.2123.21	19.4185.2123.34	1132 x 48 x 70
					S	19.4185.2323.24	19.4185.2323.04	19.4185.2323.21	19.4185.2323.34	1124 x 48 x 70
					EP	19.4185.2223.24	19.4185.2223.04	19.4185.2223.21	19.4185.2223.34	1132 x 48 x 70
		37	121	EL	19.4185.3123.24	19.4185.3123.04	19.4185.3123.21	19.4185.3123.34	1692 x 48 x 70	
				S	19.4185.3323.24	19.4185.3323.04	19.4185.3323.21	19.4185.3323.34	1684 x 48 x 70	
				EP	19.4185.3223.24	19.4185.3223.04	19.4185.3223.21	19.4185.3223.34	1692 x 48 x 70	
		50	121	EL	19.4185.4123.24	19.4185.4123.04	19.4185.4123.21	19.4185.4123.34	2252 x 48 x 70	
				S	19.4185.4323.24	19.4185.4323.04	19.4185.4323.21	19.4185.4323.34	2244 x 48 x 70	
				EP	19.4185.4223.24	19.4185.4223.04	19.4185.4223.21	19.4185.4223.34	2252 x 48 x 70	
	74	121	S	19.4185.5323.24	19.4185.5323.04	19.4185.5323.21	19.4185.5323.34	3395 x 48 x 70		
	Micro-PRM	87	13	135	EL	19.4185.1423.24	19.4185.1423.04	19.4185.1423.21	19.4185.1423.34	572 x 48 x 70
					S	19.4185.1623.24	19.4185.1623.04	19.4185.1623.21	19.4185.1623.34	564 x 48 x 70
					EP	19.4185.1523.24	19.4185.1523.04	19.4185.1523.21	19.4185.1523.34	572 x 48 x 70
			25	140	EL	19.4185.2423.24	19.4185.2423.04	19.4185.2423.21	19.4185.2423.34	1132 x 48 x 70
					S	19.4185.2623.24	19.4185.2623.04	19.4185.2623.21	19.4185.2623.34	1124 x 48 x 70
					EP	19.4185.2523.24	19.4185.2523.04	19.4185.2523.21	19.4185.2523.34	1132 x 48 x 70
		37	140	EL	19.4185.3423.24	19.4185.3423.04	19.4185.3423.21	19.4185.3423.34	1692 x 48 x 70	
				S	19.4185.3623.24	19.4185.3623.04	19.4185.3623.21	19.4185.3623.34	1684 x 48 x 70	
				EP	19.4185.3523.24	19.4185.3523.04	19.4185.3523.21	19.4185.3523.34	1692 x 48 x 70	
		50	140	EL	19.4185.4423.24	19.4185.4423.04	19.4185.4423.21	19.4185.4423.34	2252 x 48 x 70	
				S	19.4185.4623.24	19.4185.4623.04	19.4185.4623.21	19.4185.4623.34	2244 x 48 x 70	
EP				19.4185.4523.24	19.4185.4523.04	19.4185.4523.21	19.4185.4523.34	2252 x 48 x 70		
74	140	S	19.4185.5623.24	19.4185.5623.04	19.4185.5623.21	19.4185.5623.34	3395 x 48 x 70			
Recessed	Micro-PRM	87	25	140	EL	19.4149.5223.24	19.4149.5223.04	19.4149.5223.21	19.4149.5223.34	1148 x 70 x 75
					S	19.4151.5223.24	19.4151.5223.04	19.4151.5223.21	19.4151.4223.34	1136 x 70 x 75
					EP	19.4150.5223.24	19.4150.5223.04	19.4150.5223.21	19.4150.5223.34	1148 x 70 x 75
	Louver	75	26	144	EL	19.4156.2323.24	19.4156.2323.04	19.4156.2323.21	19.4156.2323.34	1142 x 70 x 75
					S	19.4157.1323.24	19.4157.1323.04	19.4157.1323.21	19.4157.1323.34	1121 x 70 x 75
					EP	19.4158.2323.24	19.4158.2323.04	19.4158.2323.21	19.4158.2323.34	1142 x 70 x 75
32	145	EL	19.4156.9323.24	19.4156.9323.04	19.4156.9323.21	19.4156.9323.34	1422 x 70 x 75			
		S	19.4157.6323.24	19.4157.6323.04	19.4157.6323.21	19.4157.6323.34	1401 x 70 x 75			
		EP	19.4158.9323.24	19.4158.9323.04	19.4158.9323.21	19.4158.9323.34	1422 x 70 x 75			

\* EL - initial module, S - intermediate module, EP - end module

# X-Line Slim Line standard offer

4000K, ON-OFF, up&down emission pattern

4000K

ON/  
OFF

CRI  
>80

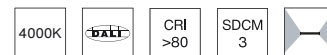
SDCM  
3



Installation	Diffuser	Beam	W	Lm/W	Modules*	Sales Index				Dimensions [mm]
						anodised aluminium	black	grey	white	
Suspended	PC/PLX	95	14	127	EL	19.4182.1121.24	19.4182.1121.04	19.4182.1121.21	19.4182.1121.34	572 x 48 x 70
					S	19.4182.1321.24	19.4182.1321.04	19.4182.1321.21	19.4182.1321.34	564 x 48 x 70
					EP	19.4182.1221.24	19.4182.1221.04	19.4182.1221.21	19.4182.1221.34	572 x 48 x 70
			28	127	EL	19.4182.2121.24	19.4182.2121.04	19.4182.2121.21	19.4182.2121.34	1132 x 48 x 70
					S	19.4182.2321.24	19.4182.2321.04	19.4182.2321.21	19.4182.2321.34	1124 x 48 x 70
					EP	19.4182.2221.24	19.4182.2221.04	19.4182.2221.21	19.4182.2221.34	1132 x 48 x 70
		42	127	EL	19.4182.3121.24	19.4182.3121.04	19.4182.3121.21	19.4182.3121.34	1692 x 48 x 70	
				S	19.4182.3321.24	19.4182.3321.04	19.4182.3321.21	19.4182.3321.34	1684 x 48 x 70	
				EP	19.4182.3221.24	19.4182.3221.04	19.4182.3221.21	19.4182.3221.34	1692 x 48 x 70	
		56	127	EL	19.4182.4121.24	19.4182.4121.04	19.4182.4121.21	19.4182.4121.34	2252 x 48 x 70	
				S	19.4182.4321.24	19.4182.4321.04	19.4182.4321.21	19.4182.4321.34	2244 x 48 x 70	
				EP	19.4182.4221.24	19.4182.4221.04	19.4182.4221.21	19.4182.4221.34	2252 x 48 x 70	
	14			136	EL	19.4182.1421.24	19.4182.1421.04	19.4182.1421.21	19.4182.1421.34	572 x 48 x 70
					S	19.4182.1621.24	19.4182.1621.04	19.4182.1621.21	19.4182.1621.34	564 x 48 x 70
					EP	19.4182.1521.24	19.4182.1521.04	19.4182.1521.21	19.4182.1521.34	572 x 48 x 70
	28	136	EL	19.4182.2421.24	19.4182.2421.04	19.4182.2421.21	19.4182.2421.34	1132 x 48 x 70		
			S	19.4182.2621.24	19.4182.2621.04	19.4182.2621.21	19.4182.2621.34	1124 x 48 x 70		
			EP	19.4182.2521.24	19.4182.2521.04	19.4182.2521.21	19.4182.2521.34	1132 x 48 x 70		
	42	136	EL	19.4182.3421.24	19.4182.3421.04	19.4182.3421.21	19.4182.3421.34	1692 x 48 x 70		
			S	19.4182.3621.24	19.4182.3621.04	19.4182.3621.21	19.4182.3621.34	1684 x 48 x 70		
			EP	19.4182.3521.24	19.4182.3521.04	19.4182.3521.21	19.4182.3521.34	1692 x 48 x 70		
	56	136	EL	19.4182.4421.24	19.4182.4421.04	19.4182.4421.21	19.4182.4421.34	2252 x 48 x 70		
			S	19.4182.4621.24	19.4182.4621.04	19.4182.4621.21	19.4182.4621.34	2244 x 48 x 70		
			EP	19.4182.4521.24	19.4182.4521.04	19.4182.4521.21	19.4182.4521.34	2252 x 48 x 70		

\* EL - initial module, S - intermediate module, EP - end module

4000K, DALI, up&down emission pattern



Installation	Diffuser	Beam	W	Lm/W	Modules*	Sales Index				Dimensions [mm]
						anodised aluminium	black	grey	white	
Suspended	PC/PLX	95	14	127	EL	19.4182.1123.24	19.4182.1123.04	19.4182.1123.21	19.4182.1123.34	572 x 48 x 70
					S	19.4182.1323.24	19.4182.1323.04	19.4182.1323.21	19.4182.1323.34	564 x 48 x 70
					EP	19.4182.1223.24	19.4182.1223.04	19.4182.1223.21	19.4182.1223.34	572 x 48 x 70
			28	127	EL	19.4182.2123.24	19.4182.2123.04	19.4182.2123.21	19.4182.2123.34	1132 x 48 x 70
					S	19.4182.2323.24	19.4182.2323.04	19.4182.2323.21	19.4182.2323.34	1124 x 48 x 70
					EP	19.4182.2223.24	19.4182.2223.04	19.4182.2223.21	19.4182.2223.34	1132 x 48 x 70
		42	127	EL	19.4182.3123.24	19.4182.3123.04	19.4182.3123.21	19.4182.3123.34	1692 x 48 x 70	
				S	19.4182.3323.24	19.4182.3323.04	19.4182.3323.21	19.4182.3323.34	1684 x 48 x 70	
				EP	19.4182.3223.24	19.4182.3223.04	19.4182.3223.21	19.4182.3223.34	1692 x 48 x 70	
		56	127	EL	19.4182.4123.24	19.4182.4123.04	19.4182.4123.21	19.4182.4123.34	2252 x 48 x 70	
				S	19.4182.4323.24	19.4182.4323.04	19.4182.4323.21	19.4182.4323.34	2244 x 48 x 70	
				EP	19.4182.4223.24	19.4182.4223.04	19.4182.4223.21	19.4182.4223.34	2252 x 48 x 70	
	PC/Micro-PRM	87	14	136	EL	19.4182.1423.24	19.4182.1423.04	19.4182.1423.21	19.4182.1423.34	572 x 48 x 70
					S	19.4182.1623.24	19.4182.1623.04	19.4182.1623.21	19.4182.1623.34	564 x 48 x 70
					EP	19.4182.1523.24	19.4182.1523.04	19.4182.1523.21	19.4182.1523.34	572 x 48 x 70
			28	136	EL	19.4182.2423.24	19.4182.2423.04	19.4182.2423.21	19.4182.2423.34	1132 x 48 x 70
					S	19.4182.2623.24	19.4182.2623.04	19.4182.2623.21	19.4182.2623.34	1124 x 48 x 70
					EP	19.4182.2523.24	19.4182.2523.04	19.4182.2523.21	19.4182.2523.34	1132 x 48 x 70
		42	136	EL	19.4182.3423.24	19.4182.3423.04	19.4182.3423.21	19.4182.3423.34	1692 x 48 x 70	
				S	19.4182.3623.24	19.4182.3623.04	19.4182.3623.21	19.4182.3623.34	1684 x 48 x 70	
				EP	19.4182.3523.24	19.4182.3523.04	19.4182.3523.21	19.4182.3523.34	1692 x 48 x 70	
		56	136	EL	19.4182.4423.24	19.4182.4423.04	19.4182.4423.21	19.4182.4423.34	2252 x 48 x 70	
				S	19.4182.4623.24	19.4182.4623.04	19.4182.4623.21	19.4182.4623.34	2244 x 48 x 70	
				EP	19.4182.4523.24	19.4182.4523.04	19.4182.4523.21	19.4182.4523.34	2252 x 48 x 70	

\* EL - initial module, S - intermediate module, EP - end module

# X-Line Slim Line standard offer

Tunable White, DALI, direct emission pattern

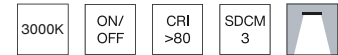


Installation	Diffuser	Beam	W	Lm/W	Modules*	Sales Index	Dimensions [mm]
						white	
Recessed	Micro-PRM	88	32	100±106	EL	19.4149.5253.34	1148 x 70 x 75
					S	19.4151.4253.34	1136 x 70 x 75
					EP	19.4150.5253.34	1148 x 70 x 75
	Louver	73	26	129±140	EL	19.4156.2353.34	1142 x 70 x 75
					S	19.4157.1353.34	1121 x 70 x 75
					EP	19.4158.2353.34	1142 x 70 x 75

\* EL - initial module, S - intermediate module, EP - end module

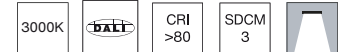
# X-Line Pro Line standard offer

3000K, ON-OFF, direct emission pattern



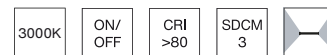
Installation	Diffuser	Beam	W	Lm/W	Sales Index			Dimensions [mm]
					anodised aluminium	black	white	
Surface/ Suspended	PLX	104	13	100	19.2118.1131.24	19.2118.1131.04	19.2118.1131.34	568 x 60 x 72
			19	104	19.2118.1231.24	19.2118.1231.04	19.2118.1231.34	848 x 60 x 72
			25	104	19.2118.1331.24	19.2118.1331.04	19.2118.1331.34	1128 x 60 x 72
			38	104	19.2118.1431.24	19.2118.1431.04	19.2118.1431.34	1690 x 60 x 72
			51	104	19.2118.1531.24	19.2118.1531.04	19.2118.1531.34	2250 x 60 x 72
	Micro-PRM	85	13	110	19.2118.2131.24	19.2118.2131.04	19.2118.2131.34	568 x 60 x 72
			19	114	19.2118.2231.24	19.2118.2231.04	19.2118.2231.34	848 x 60 x 72
			25	114	19.2118.2331.24	19.2118.2331.04	19.2118.2331.34	1128 x 60 x 72
			38	114	19.2118.2431.24	19.2118.2431.04	19.2118.2431.34	1690 x 60 x 72
			51	114	19.2118.2531.24	19.2118.2531.04	19.2118.2531.34	2250 x 60 x 72
	Louver	80	13	155	19.2110.3131.24	19.2110.3131.04	19.2110.3131.34	560 x 60 x 70
			19	161	19.2110.3231.24	19.2110.3231.04	19.2110.3231.34	840 x 60 x 70
			26	160	19.2110.3331.24	19.2110.3331.04	19.2110.3331.34	1120 x 60 x 70
			38	161	19.2110.3431.24	19.2110.3431.04	19.2110.3431.34	1680 x 60 x 70
			51	161	19.2110.3531.24	19.2110.3531.04	19.2110.3531.34	2240 x 60 x 70

3000K, DALI, direct emission pattern



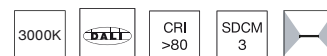
Installation	Diffuser	Beam	W	Lm/W	Sales Index			Dimensions [mm]
					anodised aluminium	black	white	
Surface/ Suspended	PLX	104	13	100	19.2118.1133.24	19.2118.1133.04	19.2118.1133.34	568 x 60 x 72
			19	104	19.2118.1233.24	19.2118.1233.04	19.2118.1233.34	848 x 60 x 72
			25	104	19.2118.1333.24	19.2118.1333.04	19.2118.1333.34	1128 x 60 x 72
			38	104	19.2118.1433.24	19.2118.1433.04	19.2118.1433.34	1690 x 60 x 72
			51	104	19.2118.1533.24	19.2118.1533.04	19.2118.1533.34	2250 x 60 x 72
	Micro-PRM	85	13	110	19.2118.2133.24	19.2118.2133.04	19.2118.2133.34	568 x 60 x 72
			19	114	19.2118.2233.24	19.2118.2233.04	19.2118.2233.34	848 x 60 x 72
			25	114	19.2118.2333.24	19.2118.2333.04	19.2118.2333.34	1128 x 60 x 72
			38	114	19.2118.2433.24	19.2118.2433.04	19.2118.2433.34	1690 x 60 x 72
			51	114	19.2118.2533.24	19.2118.2533.04	19.2118.2533.34	2250 x 60 x 72
	Louver	80	13	155	19.2110.3133.24	19.2110.3133.04	19.2110.3133.34	560 x 60 x 70
			19	161	19.2110.3233.24	19.2110.3233.04	19.2110.3233.34	840 x 60 x 70
			26	160	19.2110.3333.24	19.2110.3333.04	19.2110.3333.34	1120 x 60 x 70
			38	161	19.2110.3433.24	19.2110.3433.04	19.2110.3433.34	1680 x 60 x 70
			51	161	19.2110.3533.24	19.2110.3533.04	19.2110.3533.34	2240 x 60 x 70

3000K, ON-OFF, up&down emission pattern



Installation	Diffuser	Beam	W	Lm/W	Sales Index			Dimensions [mm]
					anodised aluminium	black	white	
Suspended	PLX-T/PLX	104	19	120	19.2118.4131.24	19.2118.4131.04	19.2118.4131.34	568 x 60 x 72
			26	121	19.2118.4231.24	19.2118.4231.04	19.2118.4231.34	848 x 60 x 72
			38	120	19.2118.4331.24	19.2118.4331.04	19.2118.4331.34	1128 x 60 x 72
			52	121	19.2118.4431.24	19.2118.4431.04	19.2118.4431.34	1690 x 60 x 72
			76	120	19.2118.4531.24	19.2118.4531.04	19.2118.4531.34	2250 x 60 x 72
	PLX-T/Micro-PRM	85	19	129	19.2118.5131.24	19.2118.5131.04	19.2118.5131.34	568 x 60 x 72
			26	130	19.2118.5231.24	19.2118.5231.04	19.2118.5231.34	848 x 60 x 72
			38	129	19.2118.5331.24	19.2118.5331.04	19.2118.5331.34	1128 x 60 x 72
			52	130	19.2118.5431.24	19.2118.5431.04	19.2118.5431.34	1690 x 60 x 72
			76	129	19.2118.5531.24	19.2118.5531.04	19.2118.5531.34	2250 x 60 x 72

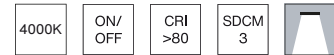
3000K, DALI, up&down emission pattern



Installation	Diffuser	Beam	W	Lm/W	Sales Index			Dimensions [mm]
					anodised aluminium	black	white	
Suspended	PLX-T/PLX	104	19	120	19.2118.4133.24	19.2118.4133.04	19.2118.4133.34	568 x 60 x 72
			26	121	19.2118.4233.24	19.2118.4233.04	19.2118.4233.34	848 x 60 x 72
			38	120	19.2118.4333.24	19.2118.4333.04	19.2118.4333.34	1128 x 60 x 72
			52	121	19.2118.4433.24	19.2118.4433.04	19.2118.4433.34	1690 x 60 x 72
			76	120	19.2118.4533.24	19.2118.4533.04	19.2118.4533.34	2250 x 60 x 72
	PLX-T/Micro-PRM	85	19	129	19.2118.5133.24	19.2118.5133.04	19.2118.5133.34	568 x 60 x 72
			26	130	19.2118.5233.24	19.2118.5233.04	19.2118.5233.34	848 x 60 x 72
			38	129	19.2118.5333.24	19.2118.5333.04	19.2118.5333.34	1128 x 60 x 72
			52	130	19.2118.5433.24	19.2118.5433.04	19.2118.5433.34	1690 x 60 x 72
			76	129	19.2118.5533.24	19.2118.5533.04	19.2118.5533.34	2250 x 60 x 72

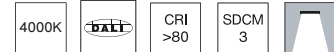
# X-Line Pro Line standard offer

4000K, ON-OFF, direct emission pattern



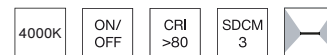
Installation	Diffuser	Beam	W	Lm/W	Sales Index			Dimensions [mm]
					anodised aluminium	black	white	
Surface/ Suspended	PLX	104	13	104	19.2118.1141.24	19.2118.1141.04	19.2118.1141.34	568 x 60 x 72
			19	108	19.2118.1241.24	19.2118.1241.04	19.2118.1241.34	848 x 60 x 72
			25	108	19.2118.1341.24	19.2118.1341.04	19.2118.1341.34	1128 x 60 x 72
			38	108	19.2118.1441.24	19.2118.1441.04	19.2118.1441.34	1690 x 60 x 72
			51	108	19.2118.1541.24	19.2118.1541.04	19.2118.1541.34	2250 x 60 x 72
	Micro-PRM	85	13	115	19.2118.2141.24	19.2118.2141.04	19.2118.2141.34	568 x 60 x 72
			19	119	19.2118.2241.24	19.2118.2241.04	19.2118.2241.34	848 x 60 x 72
			25	119	19.2118.2341.24	19.2118.2341.04	19.2118.2341.34	1128 x 60 x 72
			38	119	19.2118.2441.24	19.2118.2441.04	19.2118.2441.34	1690 x 60 x 72
			51	119	19.2118.2541.24	19.2118.2541.04	19.2118.2541.34	2250 x 60 x 72
	Louver	80	13	163	19.2110.3141.24	19.2110.3141.04	19.2110.3141.34	560 x 60 x 70
			19	169	19.2110.3241.24	19.2110.3241.04	19.2110.3241.34	840 x 60 x 70
			26	169	19.2110.3341.24	19.2110.3341.04	19.2110.3341.34	1120 x 60 x 70
			38	169	19.2110.3441.24	19.2110.3441.04	19.2110.3441.34	1680 x 60 x 70
			51	169	19.2110.3541.24	19.2110.3541.04	19.2110.3541.34	2240 x 60 x 70

4000K, DALI, direct emission pattern



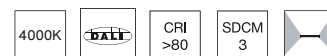
Installation	Diffuser	Beam	W	Lm/W	Sales Index			Dimensions [mm]
					anodised aluminium	black	white	
Surface/ Suspended	PLX	104	13	104	19.2118.1143.24	19.2118.1143.04	19.2118.1143.34	568 x 60 x 72
			19	108	19.2118.1243.24	19.2118.1243.04	19.2118.1243.34	848 x 60 x 72
			25	108	19.2118.1343.24	19.2118.1343.04	19.2118.1343.34	1128 x 60 x 72
			38	108	19.2118.1443.24	19.2118.1443.04	19.2118.1443.34	1690 x 60 x 72
			51	108	19.2118.1543.24	19.2118.1543.04	19.2118.1543.34	2250 x 60 x 72
	Micro-PRM	85	13	115	19.2118.2143.24	19.2118.2143.04	19.2118.2143.34	568 x 60 x 72
			19	119	19.2118.2243.24	19.2118.2243.04	19.2118.2243.34	848 x 60 x 72
			25	119	19.2118.2343.24	19.2118.2343.04	19.2118.2343.34	1128 x 60 x 72
			38	119	19.2118.2443.24	19.2118.2443.04	19.2118.2443.34	1690 x 60 x 72
			51	119	19.2118.2543.24	19.2118.2543.04	19.2118.2543.34	2250 x 60 x 72
	Louver	80	13	163	19.2110.3143.24	19.2110.3143.04	19.2110.3143.34	560 x 60 x 70
			19	169	19.2110.3243.24	19.2110.3243.04	19.2110.3243.34	840 x 60 x 70
			26	169	19.2110.3343.24	19.2110.3343.04	19.2110.3343.34	1120 x 60 x 70
			38	169	19.2110.3443.24	19.2110.3443.04	19.2110.3443.34	1680 x 60 x 70
			51	169	19.2110.3543.24	19.2110.3543.04	19.2110.3543.34	2240 x 60 x 70

4000K, ON-OFF, up&down emission pattern



Installation	Diffuser	Beam	W	Lm/W	Sales Index			Dimensions [mm]
					anodised aluminium	black	white	
Suspended	PLX-T/PLX	104	19	125	19.2118.4141.24	19.2118.4141.04	19.2118.4141.34	568 x 60 x 72
			26	126	19.2118.4241.24	19.2118.4241.04	19.2118.4241.34	848 x 60 x 72
			38	125	19.2118.4341.24	19.2118.4341.04	19.2118.4341.34	1128 x 60 x 72
			52	126	19.2118.4441.24	19.2118.4441.04	19.2118.4441.34	1690 x 60 x 72
			76	125	19.2118.4541.24	19.2118.4541.04	19.2118.4541.34	2250 x 60 x 72
	PLX-T/Micro-PRM	85	19	134	19.2118.5141.24	19.2118.5141.04	19.2118.5141.34	568 x 60 x 72
			26	135	19.2118.5241.24	19.2118.5241.04	19.2118.5241.34	848 x 60 x 72
			38	134	19.2118.5341.24	19.2118.5341.04	19.2118.5341.34	1128 x 60 x 72
			52	135	19.2118.5441.24	19.2118.5441.04	19.2118.5441.34	1690 x 60 x 72
			76	134	19.2118.5541.24	19.2118.5541.04	19.2118.5541.34	2250 x 60 x 72

4000K, DALI, up&down emission pattern




Installation	Diffuser	Beam	W	Lm/W	Sales Index			Dimensions [mm]
					anodised aluminium	black	white	
Suspended	PLX-T/PLX	104	19	120	19.2118.4143.24	19.2118.4143.04	19.2118.4143.34	568 x 60 x 72
			26	121	19.2118.4243.24	19.2118.4243.04	19.2118.4243.34	848 x 60 x 72
			38	120	19.2118.4343.24	19.2118.4343.04	19.2118.4343.34	1128 x 60 x 72
			52	121	19.2118.4443.24	19.2118.4443.04	19.2118.4443.34	1690 x 60 x 72
			76	120	19.2118.4543.24	19.2118.4543.04	19.2118.4543.34	2250 x 60 x 72
	PLX-T/Micro-PRM	85	19	129	19.2118.5143.24	19.2118.5143.04	19.2118.5143.34	568 x 60 x 72
			26	130	19.2118.5243.24	19.2118.5243.04	19.2118.5243.34	848 x 60 x 72
			38	129	19.2118.5343.24	19.2118.5343.04	19.2118.5343.34	1128 x 60 x 72
			52	130	19.2118.5443.24	19.2118.5443.04	19.2118.5443.34	1690 x 60 x 72
			76	129	19.2118.5543.24	19.2118.5543.04	19.2118.5543.34	2250 x 60 x 72

# Our values

## European design, customised solutions and competitive edge

Created in Barcelona, Spain, and developed in Poland, our products combine European design with high quality and efficiency. At the very centre of our work is our passion for lighting and functional design. The superior performance aligned with aesthetics and simplicity of installation and maintenance

makes it a perfect solution for any space. Thanks to a variety of customisable options, it is possible to adjust our products to the needs of a specific project, including all kinds of spaces in retail facilities and offices, as well as architectural, public, outdoor, medical, and industrial spaces.



# Design

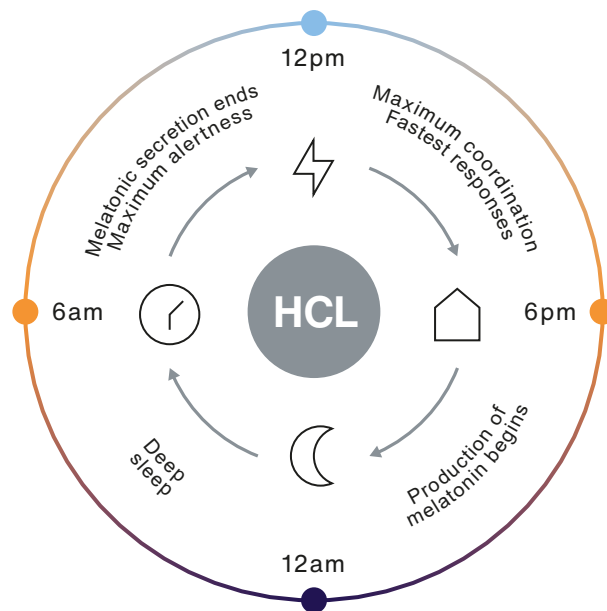
## Designed in Barcelona

From the moment we started our company in Barcelona in 1929, the value of design has been part of LUXIONA's soul. Since the invention of the first electrified track system inspired by the trolleybuses on the streets of Barcelona, the source of inspiration for our products is based on this city that exudes design, art, and the avant-garde. We have an international presence

with offices in Spain, France, Italy, Germany, and Poland, but it is here in Barcelona where the research and product development team is located to keep the initial spirit alive in each of our luminaires, always at the cutting edge of sustainable technologies. The result is lighting solutions that offer a comfortable visual experience, which enhances your well-being while respecting the environment.



**DESIGN PLUS**



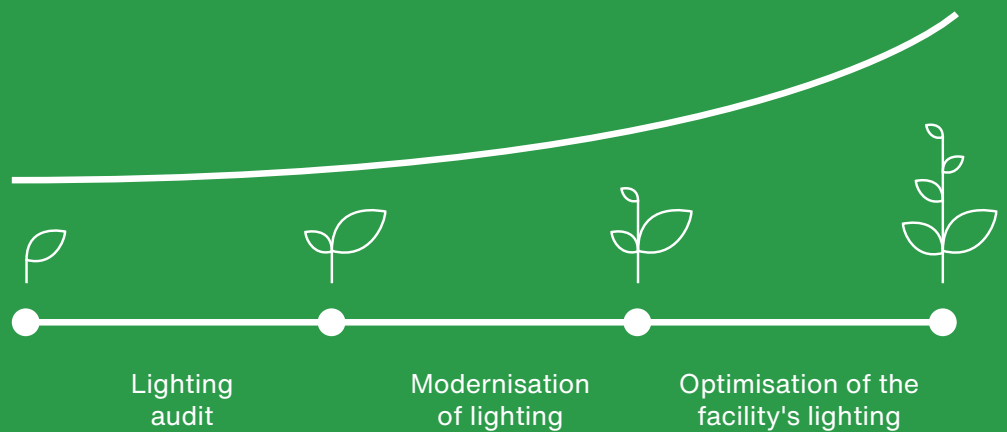
# Human Centric Lighting

**Powerful tool for helping us stay focused and motivated during our work hours.**

Lighting affects our energy levels and contributes to physical and emotional well-being. Adequate lighting reduces the feeling of sleepiness in the first hours of work. By restoring the natural biorhythm in the workplace, it's possible to affect our productivity and creativity. Our flexible light enhances motivation and improves the quality of work and time spent at the office. Human Centric Lighting (HCL) incorporated in our solutions allows us to manage the purposeful, long-term light's good impact on our health, activities and needs.

It includes the biological, visual, and emotional impact of natural and artificial light on our organisms. It focuses on supporting the body's circadian rhythm, a process that

lasts approximately 24 hours. An effective lighting solution taking into consideration the HCL approach uses the colour and the brightness of the light to imitate the changes natural light undergoes throughout the day. It allows us to define levels of visual comfort and create the correct relationship between lighting levels and colour temperature better suited to our activities, with the help of technologies such as Tunable White. The effect is calming and relaxing in the evening and stimulating during the day. Raising the levels of melatonin introduces us to a state of relaxation and helps us improve our rest and sleep patterns. Through the suppression of melatonin, we help increase activation and alertness.



## Efficiency

**Significant energy savings can be achieved by conducting a lighting audit, upgrading, and optimizing the facility's lighting system. A thorough assessment and targeted improvements can lead to substantial reductions in electricity costs.**

Upgrading lighting reduces energy costs by an average of 50-70%. In some cases, energy consumption can be even lower. To achieve this level of savings, our specialists can help you choose the right solutions, perfectly suited to the specific building to achieve the best results. Thanks to a comprehensive lighting audit, we are able to assess whether a lighting upgrade will only require the replacement of old luminaires with traditional light sources to efficient and energy-saving products with LED sources or will it require a new lighting project. Often times more cost-effective and recommended is a new retrofit project with the new

positioning of the luminaires in the building, with reducing or increasing the number of points of light, the introduction of intelligent control systems, and presence and movement detectors. Such a solution takes into account all relevant information on usage patterns and frequency of use of space and helps to make full use of them to generate additional savings. Regardless of the chosen scope of modernisation, our specialists always select a tailor-made solution, perfectly suited to your specific space.

# LUXIONA worldwide



## Commercial offices:

Spain, Poland, France, Italy,  
Germany

## Logistics centre:

Spain

## Production:

Poland / Spain (emergency)

## LUXIONA

### LUXIONA Headquarters

C/ Diputació, 180, 4A  
08011 Barcelona  
Spain  
+34 938 466 909  
info@luxiona.com

### Spain

C/ Diputació, 180, 4A  
08011 Barcelona  
Spain  
+34 938 466 909  
info@luxiona.com

### Germany

Berlin Leuchtenfabrik,  
Haus A / 1. Etage  
Edisonstr. 63  
12459 Berlin, Germany  
+49 3040 535 600  
info@luxiona.de

### France

7 Rue Colonel Chambonnet  
69500 Bron  
France  
+33 472 146 666  
info.france@luxiona.com

### Marketing

marketing@luxiona.com

luxiona.com

support@luxiona.com

### Poland

ul. Komitetu Obrony Robotników 48  
02-146 Warszawa  
Poland  
+48 22 721 72 72  
info.poland@luxiona.com

### Italy

Via Luigi Cadamosto 4  
26900 Lodi (LO)  
Italy  
+39 0 298 274 010  
info.italy@luxiona.com

### Export

Export Department  
+48 505 695 638  
customer.care@luxiona.com

### Purchasing

globalpurchasing@luxiona.com

[Linkedin.com/company/luxiona](https://www.linkedin.com/company/luxiona)  
 [Facebook.com/luxionagroup](https://www.facebook.com/luxionagroup)  
 [Instagram.com/luxionagroup](https://www.instagram.com/luxionagroup)  
 [YouTube: LUXIONA Group](https://www.youtube.com/channel/UC...)



